

# APPOLO



# STUDY CENTRE

<b>LIFE SCIENCE PART- 2</b>		
<b>Environment &amp; Ecology</b>		
12 <sup>th</sup> std -Botany	Unit - 6	Principles of Ecology
	Unit - 7	Ecosytem
	Unit - 8	Environmental Issues
12 <sup>th</sup> std -Zoology	Unit - 11	Organisms and Population
	Unit - 12	Biodiversity and its conservation
	Unit - 13	Environmental Issues
10 <sup>TH</sup> Std	Unit - 22	Environmental Management
9 th Std	Unit - 24	Environmental Science
8 <sup>th</sup> Std	Unit - 8	Conservation Of Plants And Animals
<b>Human Diseases</b>		
12 <sup>th</sup> std -Zoology	Unit - 7	Human Health and Diseases
	Unit - 8	Immunology
11 <sup>th</sup> std -Zoology	Unit - 5	Digestion and Absorption
10th Full Book	Unit 21	Health & Disease
9 th Full Book	Unit 21	Nutrition & Health
	Unit 22	Worlds of Microbes
8 <sup>th</sup> Std	Unit - 6	Microorganisms
7 <sup>th</sup> Std	Unit - 6	Health and Hygiene
6 <sup>th</sup> Std	Unit - 6	Health and Hygiene

## Environment & Ecology

### 12<sup>th</sup> std -Botany Unit - 6- Principles of Ecology

#### Ecological hierarchy

The interaction of organisms with their environment results in the establishment of grouping of organisms which is called ecological hierarchy or ecological levels of organization. The basic unit of ecological hierarchy is an individual organism. The different hierarchy of ecological systems is illustrated below:

- Biosphere
- Biome
- Landscape
- Ecosystem
- Community
- Population
- Individual Organism

#### Branches of Ecology:

Ecology is mainly divided into two branches, they are autecology and synecology.

1. Autecology is the ecology of an individual species and is also called species ecology.
2. Synecology is the ecology of a population or community with one or more species and also called as community ecology.

Many advances and developments in the field of ecology resulted in various new dimensions and branches. Some of the advanced fields are Molecular ecology, Eco technology, Statistical ecology and Environmental toxicology.

#### Habitat and Niche

The differences between habitat and niche are as follows.

	<b>HABITAT</b>	<b>NICHE</b>
1.	A Specific physical space occupied by an organism (species)	A functional space occupied by an organism in the same eco-system
2.	Same habitat may be shared by many organisms (species)	A single niche is occupied by a single species
3.	Habitat specificity is exhibited by organism.	Organisms may. change their niche with time and season.

## Ecological factors

Many organisms, co-exist in an environment. The environment (surrounding) includes physical, chemical and biological components. When a component surrounding an organism affects the life of an organism, it becomes a factor. All such factors together are called environmental factors or ecological factors. These factors can be classified into living (biotic) and non-living (abiotic) which make the environment of an organism. However the ecological factors are meaningfully grouped into four classes, which are as follows:

- i. Climatic factors
- ii. Edaphic factors
- iii. Topographic factors
- iv. Biotic factors

## Climatic Factors

Climate is one of the important natural factors controlling the plant life. The climatic factors includes light, temperature, water, wind and fire.

### a. Light

Light is a well known factor needed for the basic physiological processes of plants, such as photosynthesis, transpiration, seed germination and flowering. The portion of the sunlight which can be resolved by the human eye is called visible light. The visible part of light is made-up of wavelength from about 400 nm (violet) to 700 nm (red). The rate of photosynthesis is maximum at blue (400 - 500 nm) and red (600 - 700 nm). The green (500 - 600 nm) wave length of spectrum is less strongly absorbed by plants.

### Effects of light on plants

Based on the tolerance to intensities of light, the plants are divided into two types.

They are

1. Heliophytes - Light loving plants.Example: Angiosperms.
2. Sciophytes - Shade loving plants.Example: Bryophytes and Pteridophytes.

### b. Temperature

Temperature is one of the important factors which affect almost all the metabolic activities of an organism. Every physiological process in an organism requires an optimum temperature at which it shows the maximum metabolic rate. Three limits of temperature can be recognized for any organism. They are

1. Minimum temperature - Physiological activities are lowest.
2. Optimum temperature - Physiological activities are maximum.
3. Maximum temperature - Physiological activities will stop.

Based on the temperature prevailing in an area, Raunkiaer classified the world's vegetation into the following four types. They are megatherms, mesotherms, microtherms and hekistotherms. In thermal springs and deep sea hydrothermal vents where average temperature exceed 100oc.

Based on the range of thermal tolerance, organisms are divided into two types.

1. Eurythermal: Organisms which can tolerate a wide range of temperature fluctuations.  
Example: Zostera (A marine Angiosperm) and Artemisiatridentata.
2. Stenothermal: Organisms which cantolerate only small range of temperature variations. Example: Mango and Palm(Terrestrial Angiosperms).

Mango plant donot and cannot grow in temperate countries like Canada and Germany.

### Thermal Stratification

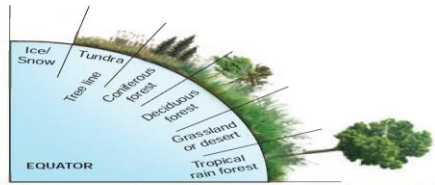
It is usually found in aquatic habitat. The change in the temperature profile with increasing depth in a water body is called thermal stratification. There are three kinds of thermal stratifications.

1. Epilimniotn - The upper layer of warmer water.
2. Metalimnion - The middle layer with azone of gradual decrease in temperature.
3. Hypolimnion - The bottom layer of colder water.

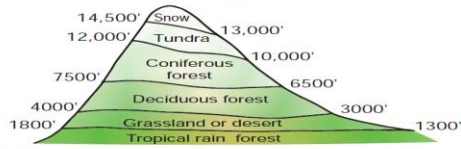
### Temperature based zonation

Variations in latitude and altitude do affect the temperature and the vegetation on the earth surface. The latitudinal and altitudinal zonation of vegetation is illustrated below:

Timber line / Tree line : It is an imaginary line in a mountain or higher areas of land that marks the level above which trees do not grow. The altitudinal limit of normal tree growth is about 3000 to 4000m.



**Figure 6.4:** Latitudinal zonation of vegetation type



**Figure 6.5:** Altitudinal zonation of vegetation

## Effects of temperature

The following physiological processes are influenced by temperature:

Temperature affects the enzymatic action of all the bio-chemical reactions in a plant body.

- ❖ It influences CO<sub>2</sub> and O<sub>2</sub> solubility in the biological systems. Increases respiration and stimulates growth of seedlings.
- ❖ Low temperature with high humidity can spread diseases to plants.
- ❖ The varying temperature with moisture determines the distribution of the vegetation types.

## c. Water

Water is one of the most important climatic factors. It affects the vital processes of all living organisms. It is believed that even life had originated only in water during the evolution of Earth. Water covers more than 70% of the earth's surface. In nature, water is available to plants in three ways. They are atmospheric moisture, precipitation and soil water.

The productivity and distribution of plants depend upon the availability of water. Further the quality of water is also important especially for the aquatic organisms. The total amount of water salinity in different water bodies are :i).5% in inland water (Fresh water) ii).30 - 35% in sea water and iii).More than 100% in hypersaline water (Lagoons)

Based on the range of tolerance of salinity, organisms are divided into two types.

1. Euryhaline: Organisms which can live in water with wide range of salinity.  
Examples: Marine algae and marine angiosperms
2. Stenohaline: Organisms which can withstand only small range of salinity.  
Example: Plants of estuaries.

### Examples of tolerance to toxicity

- i. Soyabean and tomato manage to tolerate presence of cadmium poisoning by isolating cadmium and storing into few group of cells and prevent cadmium affecting other cells .
- ii. Rice and Eichhornia (water hyacinth ) tolerate cadmium by binding it to their proteins.

These plants otherwise can also be used to remove cadmium from contaminated soil, this is known as Phytoremediation.

### d. Wind

Air in motion is called wind. It is also a vital ecological factor. The atmospheric air contains a number of gases, particles and other constituents. The composition of gases in atmosphere is as follows: Nitrogen -78%, Oxygen -21%, Carbon-di-oxide - 0.03%, Argon and other gases - 0.93%. The other components of wind are water vapour, gaseous pollutants, dust, smoke particles, micro-organisms, pollen grains, spores, etc. Anemometer is the instrument used to measure the speed of wind.

### Effects of wind

- ❖ Wind is an important factor for the formation of rain
- ❖ Causes wave formation in lakes and ocean, which promotes aeration of water
- ❖ Strong wind causes soil erosion and reduces soil fertility
- ❖ Increases the rate of transpiration
- ❖ Helps in pollination in anemophilous plants
- ❖ It also helps in dispersal of many fruits, seeds, spores, etc.
- ❖ Strong wind may cause up-rooting of big trees
- ❖ Unidirectional wind stimulates the development of flag forms in trees.

### e. Fire

Fire is an exothermic factor caused due to the chemical process of combustion, releasing heat and light. It is mostly man-made and some-times develops naturally due to the friction between the tree surfaces. Fire is generally divided into

1. Ground fire - Which is flameless and subterranean.
2. Surface fire - Which consumes the herbs and shrubs.
3. Crown fire - Which burns the forest canopy.

### Effects of fire

- ❖ Fire has a direct lethal effect on plants
- ❖ Burning scars are the suitable places for the entry of parasitic fungi and insects

- ❖ It brings out the alteration of light, rainfall, nutrient cycle, fertility of soil, pH, soil flora and fauna
- ❖ Some fungi which grow in soil of burnt areas called pyrophilous.  
Example: *Pyronema confluens*.

Indicators of fire – *Pteris* ( fern ) and *Pyronema* (fungus) indicates the burnt up and fire disturbed areas. So they are called indicators of fire.

Fire break – It is a gap made in the vegetation that acts as a barrier to slow down or stop the progress of fire.

A natural fire break may occur when there is a lack of vegetation such as River, lake and canyon found in between vegetation may act as a natural fire break.

Rhytidome: It is the structural defense by plants against fire .The outer bark of trees which extends to the last formed periderm is called Rhytidome. It is composed of multiple layers of suberized periderm, cortical and phloem tissues. It protects the stem against fire , water loss, invasion of insects and prevents infections by microorganisms.

### Edaphic factors

Edaphic factors, the abiotic factors related to soil, include the physical and chemical composition of the soil formed in a particular area. The study of soils is called Pedology.

### The soil

Soil is the weathered superficial layer of the Earth in which plants can grow. It is a complex composite mass consisting of soil constituents, soil water, soil air and soil organisms, etc.

### Soil formation

Soil originates from rocks and develops gradually at different rates, depending upon the ecological and climatic conditions. Soil formation is initiated by the weathering process. Biological weathering takes place when organisms like bacteria, fungi, lichens and plants help in the breakdown of rocks through the production of acids and certain chemical substances.

### Soil types

Based on soil formation (pedogenesis), the soils are divided into

1. Residual soils – These are soils formed by weathering and pedogenesis of the rock.
2. Transported soils – These are transported by various agencies.

The important edaphic factors which affect vegetation are as follows:

1. Soil moisture
2. Soil water
3. Soil reactions
4. Soil nutrients
5. Soil atmosphere
6. Soil organisms

### Soil Profile

Soil is commonly stratified into horizons at different depth. These layers differ in their physical, chemical and biological properties. This succession of super-imposed horizons is called soil profile.


	<b>Horizon</b>	<b>Description</b>
	O-Horizon (Organic horizon) Humus	It consists of fresh or partially decomposed organic matter. O1 – Freshly fallen leaves, twigs, flowers and fruits O2 – Dead plants, animals and their excreta decomposed by micro-organisms. Usually absent in agricultural and deserts.
	A-Horizon (Leached horizon) Topsoil - Often rich in humus and minerals.	It consists of top soil with humus, living creatures and in-organic minerals. A1 – Dark and rich in organic matter because of mixture of organic and mineral matters. A2 – Light coloured layer with large sized mineral particles.
	B-Horizon (Accumulation horizon) (Subsoil-Poor in humus, rich in minerals)	It consists of iron, aluminium and silica rich clay organic compounds.
	C - Horizon (Partially weathered horizon) Weathered rock Fragments - Little or no plant or animal life.	It consists of parent materials of soil, composed of little amount of organic matters without life forms.
	R - Horizon (Parent material) Bedrock	It is a parent bed rock upon which underground water is found .

Figure 6.7: Soil Profile

### Types of soil particles

Based on the relative proportion of soil particles, four types of soil are recognized.

	Soil type	Size	Realative prporportion
1.	Clayey soil	Less than 0.002mm	50% clay and 50% silt (colt / heavy soil )
2.	slit soil	0.002 to 0.02mm	90% slit and 10% sand
3.	Loamy soil	0.002 to 2mm	70% sand and 30% clay/ silt or both (Garden soil)
4.	Sandy soil	0.2 to 2mm	85% sand and 15% clay (light soil)



Loamy soil is ideal soil for cultivation. It consists of 70% sand and 30% clay or silt or both. It ensures good retention and proper drainage of water. The porosity of soil provides adequate aeration and allows the penetration of roots.

### **Topographic factors**

The surface features of earth are called topography. Topographic influence on the climate of any area is determined by the interaction of solar radiation, temperature, humidity, rainfall, latitude and altitude. It affects the vegetation through climatic variations in small areas (micro climate ) and even changes the soil conditions. Topographic factors include latitude, altitude, direction of mountain, steepness of mountain etc.

#### **a. Latitudes and altitudes**

Latitudes represent distance from the equator. Temperature values are maximum at the equator and decrease gradually towards poles. Different types of vegetation occur from equator to poles which are illustrated below.

Height above the sea level forms the altitude. At high altitudes, the velocity of wind remains high, temperature and air pressure decrease while humidity and intensity of light increases. Due to these factors, vegetation at different altitudes varies, showing distinct zonation.

#### **b. Direction of Mountain**

North and south faces of mountain or hill possess different types of flora and fauna because they differ in their humidity, rainfall, light intensity, light duration and temperature regions.

Ecotone - The transition zone between two ecosystems. Example: The border between forest and grassland.

Edge effect - Those species are found in the ecotone areas are due to the effect of environment of the two habitats. This is called edge effect. Example: Owl in the ecotone area between forest and grassland.

The two faces of the mountain or hill receive different amount of solar radiation, wind action and rain. Of these two faces, the windward region possesses good vegetation due to heavy rains and the leeward region possesses poor vegetation due to rain shadows (rain deficit).

Similarly in the soil of aquatic bodies like ponds the center and edge possess different depth of water due to soil slope and different wave actions in the water body. Therefore, different parts of the same area may possess different species of organisms.

### c. Steepness of the mountain

The steepness of the mountain or hill allows the rain to run off. As a result the loss of water causes water deficit and quick erosion of the topsoil resulting in poor vegetation. On the other hand, the plains and valley are rich in vegetation due to the slow drain of surface water and better retention of water in the soil.

### Biotic factors

The interactions among living organisms such as plants and animals are called biotic factors, which may cause marked effects upon vegetation. The effects may be direct and indirect and modify the environment. The plants mostly which live together in a community and influence one another. Similarly, animals in association with plants also affect the plant life in one or several ways. The different interactions among them can be classified into following two types they are positive interaction and negative interaction

### Positive interactions

When one or both the participating species are benefited, it is positive interaction. Examples; Mutualism and Commensalism.

#### a. Mutualism

It is an interaction between two species of organisms in which both are benefited from the obligate association. The following are common examples of mutualism.

#### Nitrogen fixation

Rhizobium (Bacterium) forms nodules in the roots of leguminous plants and lives symbiotically. The Rhizobium obtains food from leguminous plant and in turn fixes atmospheric nitrogen into nitrate, making it available to host plants.

#### Other examples:

- ❖ Water fern (Azolla) and Nitrogen fixing Cyanobacterium (Anabaena).
- ❖ Anabaena present in coralloid roots of Cycas. (Gymnosperm)
- ❖ Cyanobacterium (Nostoc) found in the thalloid body of Anthoceros. (Bryophytes)
- ❖ Wasps present in fruits of fig.
- ❖ Lichen is a mutual association of an alga and a fungus.
- ❖ Roots of terrestrial plants and fungal hyphae - Mycorrhiza

#### b. Commensalism:

It is an interaction between two organisms in which one is benefited and the other is neither benefited nor harmed. The species that derives benefit is called

the commensal, while the other species is called the host. The common examples of commensalism are listed below:

	Interaction type	Combination		Effects	Examples
<b>1. Positive interaction</b>					
1	<b>Mutualism</b>	(+)	(+)	Both species benefitted	Lichen, <i>Mycorrhiza</i> etc.
2	<b>Commensalism</b>	(+)	(0)	One species is benefitted and the other species is neither benefitted nor harmed	orchids, Lianas etc.
<b>2. Negative interaction</b>					
4	<b>Predation</b>	(+)	(-)	One species benefitted, the other species are harmed	<i>Drosera, Nepenthes</i> etc.
5	<b>Parasitism</b>	(+)	(-)	One species benefitted, the other species are harmed	<i>Cuscuta, Duranta, Viscum</i> etc.
6	<b>Competition</b>	(-)	(-)	Harmful for both	Grassland species
7	<b>Amensalism</b>	(-)	(0)	Harmful for one, but the other species are unaffected	<i>Penicillium</i> and <i>Staphylococcus</i>

(+) Benefitted, (-) Harmed (0) Unaffected

**Table 6.4:** Different interactions of plant

## Epiphytes

The plants which are found growing on other plants without harming them are called epiphytes. They are commonly found in tropical rain forest. The epiphytic higher plant (Orchids) gets its nutrients and water from the atmosphere with the help of their hygroscopic roots which contain special type of spongy tissue called Velamen. So it prepares its own food and does not depend on the host. They use the host plant only for support and does not harm it in any way.

- ❖ Many orchids, ferns, lianas, hanging mosses, Peperomia, money plant and *Usnea* (Lichen) are some of the examples of epiphytes.
- ❖ Spanish Moss - *Tillandsia* grows on the bark of Oak and Pine trees.

### Proto Cooperation

An interaction between organisms of different species in which both organisms benefit but neither is dependent on the relationship. Example: Soil bacteria / fungi and plants growing in the soil.

## Negative interactions

When one of the interacting species is benefitted and the other is harmed, it is called negative interaction. Examples: predation, parasitism, competition and amensalism.

- a. Predation: It is an interaction between two species, one of which captures, kills and eats up the other. The species which kills is called a predator and the species which is killed is called a prey. The predator is benefitted while the prey is harmed.

### Examples:

- ❖ A number of plants like Drosera (Sun dew Plant), Nepenthes (Pitcher Plant), Dionaea (Venus fly trap), Utricularia (Bladder wort) and Sarracenia are predators which consume insects and other small animals for their food as a source of nitrogen. They are also called as insectivorous plants.
- ❖ Many herbivores are predators. Cattle, Camels, Goats etc., frequently browse on the tender shoots of herbs, shrubs and trees. Generally annuals suffer more than the perennials. Grazing and browsing may cause remarkable changes in vegetation. Nearly 25 percent of all insects are known as phytophagous (feeds on plant sap and other parts of plant)
- ❖ Many defense mechanisms are evolved to avoid their predations by plants. Examples: Calotropis produces highly poisonous cardiac glycosides, Tobacco produces nicotine, coffee plants produce caffeine, Cinchona plant produces quinine. Thorns of Bougainvillea, spines of Opuntia, and latex of cacti also protect them from predators.

### b. Parasitism:

It is an interaction between two different species in which the smaller partner (parasite) obtains food from the larger partner (host or plant). So the parasitic species is benefited while the host species is harmed. Based on the host-parasite relationship, parasitism is classified into two types they are holoparasite and hemiparasite.

#### Holoparasites

The organisms which are dependent upon the host plants for their entire nutrition are called Holoparasites. They are also called total parasites.

### Examples:

- ❖ Cuscuta is a total stem parasite of the host plant Acacia, Duranta and many other plants. Cuscuta even gets flower inducing hormone from its host plant.
- ❖ Balanophora, orobanche and Rafflesia are the total root parasites found on higher plants.

#### Hemiparasites

The organisms which derive only water and minerals from their host plant while synthesizing their own food by photosynthesis are called Hemiparasites. They are also called partial parasites.

### Examples:

- Viscum and Loranthus are partial stem parasites.

- Santalum (Sandal Wood) is a partial rootparasite.

The parasitic plants produce the haustorial roots inside the host plant to absorb nutrients from the vascular tissues of host plants.

### c. Competition:

It is an interaction between two organisms or species in which both the organisms or species are harmed. Competition is the severest in population that has irregular distribution. Competition is classified into intraspecific and interspecific.

1. Intraspecific competition: It is an interaction between individuals of the same species. This competition is very severe because all the members of species have similar requirements of food, habitat, pollination etc. and they also have similar adaptations to fulfill their needs.
2. Interspecific competition: It is an interaction between individuals of different species. In grassland, many species of grasses grow well as there is little competition when enough nutrients and water is available. During drought shortage of water occurs. A life and death competition starts among the different species of grass lands. Survival in both these competitions is determined by the quantity of nutrients, availability of water and migration to new areas. Different species of herbivores, larvae and grass hopper competing for fodder or forage plants. Trees, shrubs and herbs in a forest struggle for sunlight, water and nutrients and also for pollination and dispersal of fruits and seeds. The Utricularia (Bladderwort) competes with tiny fishes for small crustaceans and insects.

### d. Amensalism:

It is an interspecific interaction in which one species is inhibited while the other species is neither benefited nor harmed. The inhibition is achieved by the secretion of certain chemicals called allelopathic substances. Amensalism is also called antibiosis.

- ❖ *Penicillium notatum* produces penicillin to inhibit the growth of a variety of bacteria especially *Staphylococcus*.
- ❖ *Trichoderma* inhibits the growth of fungus *Aspergillus*.
- ❖ Roots and hulls of Black Walnut *Juglans nigra* secrete an alkaloid *Juglone* which inhibits the growth of seedlings of Apple, Tomato and Alfalfa around it.

### Ecological adaptations

The modifications in the structure of organisms to survive successfully in an environment are called adaptations of organisms. Adaptations help the organisms to exist under the prevailing ecological habitat. Based on the habitats and the

corresponding adaptations of plants, they are classified as hydrophytes, xerophytes, mesophytes, epiphytes and halophytes.

## Hydrophytes

The plants which are living in water or wet places are called hydrophytes.

Lotus seeds showing highest longevity in plant kingdom.

Hydrophytes: The plants which can grow in moist damp and shady places are called hydrophytes. Examples: Habenaria (Orchid), Mosses (Bryophytes), etc.

### Morphological adaptations of Hydrophytes:

#### In root

- ❖ Roots are totally absent in Wolffia and Salvinia or poorly developed in Hydrilla or well developed in Ranunculus.
- ❖ The root caps are replaced by root pockets. Example: Eichhornia

#### In stem

- ❖ The stem is long, slender, spongy and flexible in sub-merged forms.
- ❖ In free floating forms the stem is thick, short stoloniferous and spongy; and in rooted floating forms, it is a rhizome.

#### In leaves

- ❖ The leaves are thin, long and ribbon shaped in Vallisneria or long and linear in Potamogeton or finely dissected in Ceratophyllum

### Anatomical adaptations

- ❖ Cuticle is either completely absent or if present it is thin and poorly developed
- ❖ Single layer of epidermis is present
- ❖ Vascular tissues are poorly developed. In emergent forms vascular elements are well developed.

### Physiological adaptations of Hydrophytes:

- ❖ Hydrophytes have the ability to withstand anaerobic conditions.

## Xerophytes

The plants which are living in dry or xeric condition are known as Xerophytes. Based on adaptive characters xerophytes are classified into three categories. They are Ephemerals, Succulents and Non succulent plants

- i. Ephemerals: These are also called drought escapers or drought evaders. These plants complete their life cycle within a short period (single season). These are not true xerophytes. Examples: Argemone, Mollugo, Tribulus and Tephrosia.
- ii. Succulents: These are also called drought enduring plants. These plants store water in their plant parts during the dry period. These plants develop certain adaptive characters to resist extreme drought conditions. Examples: Opuntia, Aloe, Bryophyllum and Begonia.
- iii. Non succulents: These are also called drought resistant plants (true xerophytes). They face both external and internal dryness. They have many adaptations to resist dry conditions. Examples: Casuarina, Nerium, Zizyphus and Acacia.

### **Morphological Adaptations**

#### **In root**

- ❖ Root system is well developed and is greater than that of shoot system.
- ❖ Root hairs and root caps are also well developed.

In Xerophytic plants with the leaves and stem are covered with hairs are called trichophyllous plants. Example: Cucurbits (Melothria and Mukia )

#### **In stem**

- ❖ Stems are mostly hard and woody. They may be aerial or underground
- ❖ The stems and leaves are covered with wax coating or covered with dense hairs.
- ❖ In some xerophytes all the internodes in the stem are modified into a fleshy leaf structure called phylloclades (Opuntia).

#### **In leaves**

- ❖ Leaves are generally leathery and shiny to reflect light and heat.
- ❖ In some plants like Euphorbia, Acacia, Zizyphus and Capparis, the stipules are modified into spines.
- ❖ The entire leaves are modified into spines (Opuntia ) or reduced to scales (Asparagus).

### **Anatomical adaptations**

- ❖ Presence of multilayered epidermis with heavy cuticle to prevent water loss due to transpiration.
- ❖ Hypodermis is well developed with sclerenchymatous tissues.
- ❖ Sunken shaped stomata are present only in the lower epidermis with hairs in the sunken pits.
- ❖ Scotoactive type of stomata found in succulent plants.

- ❖ Vascular bundles are well developed with several layered bundle sheath.
- ❖ Mesophyll is well differentiated into palisade and spongy parenchyma.
- ❖ In succulents the stem possesses a water storage region.

### Physiological adaptations

- ❖ Most of the physiological processes are designed to reduce transpiration.
- ❖ Life cycle is completed within a short period (Ephemerals).

### Mesophytes

The plants which are living in moderate conditions (neither too wet nor too dry) are known as mesophytes. These are common land plants. Example: Maize and *Hibiscus*.

### Morphological adaptations

- ❖ Root system is well developed with root caps and root hairs
- ❖ Stems are generally aerial, stout and highly branched.
- ❖ Leaves are generally large, broad, thin with different shapes.

### Anatomical adaptations

- ❖ Cuticle in aerial parts are moderately developed.
- ❖ Epidermis is well developed and stomata are generally present on both the epidermis.
- ❖ Mesophyll is well differentiated into palisade and spongy parenchyma.
- ❖ Vascular and mechanical tissues are fairly developed and well differentiated.

### Physiological adaptations

- ❖ All physiological processes are normal.
- ❖ Temporary wilting takes place at room temperature when there is water scarcity.

Tropophytes are plants which behave as xerophytes at summer and behave as mesophytes (or) hydrophytes during rainy season.

### Epiphytes

Epiphytes are plants which grow perched on other plants (Supporting plants). They use the supporting plants only as shelter and not for water or food supply. These epiphytes are commonly seen in tropical rain forests. Examples: Orchids, Lianas, Hanging Mosses and Money plant.



## Halophytes

- ❖ There are special type of Halophytic plants which grow on soils with high concentration of salts. Examples: Rhizophora, Sonneratia and Avicennia.
- ❖ Halophytes are usually found near the sea-shores and Estuaries. The soils are physically wet but physiologically dry. As plants cannot use salt water directly they require filtration of salt using physiological processes. This vegetation is also known as mangrove forest and the plants are called mangroves.

## Morphological adaptations

- ❖ The temperate halophytes are herbaceous but the tropical halophytes are mostly bushy
- ❖ In addition to the normal roots, many stilt roots are developed
- ❖ A special type of negatively geotropic roots called pneumatophores with pneumatodes to get sufficient aeration are also present. They are called breathing roots. Example: Avicennia
- ❖ Presence of thick cuticle on the aerial parts of the plant body
- ❖ Leaves are thick, entire, succulent and glossy. Some species are aphyllous (without leaves).
- ❖ Vivipary mode of seed germination is found in halophytes

## Anatomical adaptations

- ❖ Epidermal cells of stem is heavy cutinized, almost squarish and are filled with oil and tannins.
- ❖ 'Star' shaped sclereids and 'H' shaped heavy thickened spicules that provide mechanical strength to cortex are present in the stem.
- ❖ The leaves may be dorsiventral or isobilateral with salt secreting glands.

## Physiological adaptations

- ❖ High osmotic pressure exists in some plants.
- ❖ Seeds germinate in the fruits of mother plant itself (Vivipary).

Out of three districts of Tamil Nadu (Nagapattinam, Thanjavur and Thiruvarur), Muthupet (Thiruvarur district) was less damaged by Gaja cyclone (November 2018) due to the presence of mangrove forest.

**12<sup>th</sup> std -Botany**  
**Unit - 7 - Ecosystem**

**Structure of ecosystem**

Ecosystem comprises of two major components. They are:

- i. **Abiotic (non-living) components:** It includes climatic factors (air, water, sunlight, rainfall, temperature and humidity), edaphic factors (soil air, soil water and pH of soil), topography (latitude, altitude), organic components (carbohydrates, proteins, lipids and humic substances) and inorganic substances (C, H, O, N and P). Abiotic components play vital role in any ecosystem and hence the total inorganic substances present in any ecosystem at a given time is called standing quality (or) standing state.
- ii. **Biotic (living) components:** It includes all living organisms like plants, animals, fungi and bacteria. They form the trophic structures of any ecosystem. On the basis of nutritional relationships, trophic levels of an ecosystem has two components.
  - (1) **Autotrophic components:** Autotrophs are organisms which can manufacture the organic compounds from simple inorganic components through a process called photosynthesis. In most of the ecosystems, green plants are the autotrophs and are also called producers.
  - (2) **Heterotrophic components:** Those organisms which consume the producers are called consumers and can be recognized into macro and micro consumers. Macroconsumers refer to herbivores, carnivores and omnivores (primary, secondary and tertiary consumers). Microconsumers are called decomposers. Decomposers are organisms that decompose the dead plants and animals to release organic and inorganic nutrients into the environment which are again reused by plants. Example: Bacteria, Actinomycetes and Fungi.

The amount of living materials present in a population at any given time is known as standing crop, which may be expressed in terms of number or biomass per unit area. Biomass can be measured as fresh weight or dry weight or carbon weight of organisms. Biotic components are essential to construct the food chain, food web and ecological pyramids.

**Functions of ecosystem**

The function of ecosystem include to energy creation, sharing of energy and cycling of materials between the living and non-living component of an ecosystem.

## Photosynthetically Active Radiation (PAR)

The amount of light available for photosynthesis of plants is called Photosynthetically Active Radiation (PAR) which is between the range of 400-700 nm wave length. It is essential for photosynthesis and plant growth. PAR is not always constant because of clouds, tree shades, air, dust particles, seasons, latitudes and length of the daylight availability.

Generally plants absorb more blue and red light for efficient photosynthesis.

### Types of Carbon

Green carbon - carbon stored in the biosphere (by the process of photosynthesis).

Grey carbon - carbon stored in fossil fuel (coal, oil and biogas deposits in the lithosphere).

Blue carbon - carbon stored in the atmosphere and oceans.

Brown carbon - carbon stored in industrialized forests (wood used in making commercial articles)

Black carbon - carbon emitted from gas, diesel engine and coal fired power plants.

### Productivity of an ecosystem

The rate of biomass production per unit area in a unit time is called productivity. It can be expressed in terms of gm /m<sup>2</sup>/year or Kcal/m<sup>2</sup>/ year. It is classified as given bellow.

1. Primary productivity
2. Secondary productivity
3. Community productivity

#### 1. Primary productivity:

The chemical energy or organic matter generated by autotrophs during the process of photosynthesis and chemosynthesis is called primary productivity. It is the source of energy for all organisms, from bacteria to human.

##### a. Gross Primary Productivity (GPP)

The total amount of food energy or organic matter or biomass produced in an ecosystem by autotrophs through the process of photosynthesis is called gross primary productivity

### **b. Net Primary Productivity (NPP)**

The proportion of energy which remains after respiration loss in the plant is called net primary productivity. It is also called as apparent photosynthesis. Thus the difference between GPP and respiration is known as NPP.

$$\text{NPP} = \text{GPP} - \text{Respiration}$$

NPP of whole biosphere is estimated to be about 170 billion tons (dry weight) per year. Out of which NPP of oceanic producers is only 55 billion tons per year in unit time.

## **2. Secondary productivity**

The amount of energy stored in the tissues of heterotrophs or consumers is called secondary productivity.

### **a. Gross secondary productivity**

It is equivalent to the total amount of plant material is ingested by the herbivores minus the materials lost as faeces.

### **b. Net secondary productivity**

Storage of energy or biomass by consumers per unit area per unit time, after respiratory loss is called net secondary productivity.

## **3. Community productivity**

The rate of net synthesis of organic matter (biomass) by a group of plants per unit area per unit time is known as community productivity.

## **Concept of trophic level in an ecosystem**

(Greek word ' trophic' = to food or feeding)

A trophic level refers to the position of an organism in the food chain. The number of trophic levels is equal to the number of steps in the food chain. The green plants (producers) occupying the first trophic level ( $T_1$ ) are called producers. The energy produced by the producers is utilized by the plant eaters (herbivores) they are called primary consumers and occupies the second trophic level ( $T_2$ ).

Herbivores are eaten by carnivores, which occupy the third trophic level ( $T_3$ ). They are also called secondary consumers or primary carnivores. Carnivores are eaten by the other carnivores, which occupy the fourth trophic level ( $T_4$ ). They are called the

tertiary consumers or secondary carnivores. Some organisms which eat both plants and animals are called as omnivores (Crow). Such organisms may occupy more than one trophic level in the food chain.

### Energy flow

The transfer of energy in an ecosystem between trophic levels can be termed as energy flow. It is the key function in an ecosystem. Part of the energy obtained from the sun by producer is transferred to consumers and decomposers through the each trophic level, while some amount of energy is dissipated in the form of heat. Energy flow is always unidirectional in an ecosystem.

### Laws of thermodynamics

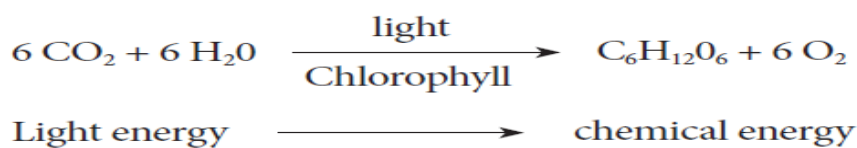
The storage and loss of energy in an ecosystem is based on two basic laws of thermodynamics.

#### i. First law of thermodynamics

It states that energy can be transmitted from one system to another in various forms. Energy cannot be destroyed or created. But it can be transformed from one form to another. As a result, the quantity of energy present in the universe is constant.

#### Example:

In photosynthesis, the product of starch (chemical energy) is formed by the combination of reactants (chlorophyll, H<sub>2</sub>O, CO<sub>2</sub>). The energy stored in starch is acquired from the external sources (light energy) and so there is no gain or loss in total energy. Here light energy is converted into chemical energy.



#### ii. Second law of thermodynamics

It states that energy transformation results in the reduction of the free energy of the system. Usually energy transformation cannot be 100% efficient. As energy is transferred from one organism to another in the form of food, a portion of it is stored as energy in living tissue, whereas a large part of energy is dissipated as heat through respiration. The transfer of energy is irreversible natural process. Example: Ten percent law

## Ten percent law

This law was proposed by Lindeman (1942). It states that during transfer of food energy from one trophic level to other, only about 10% stored at every level and rest of them (90%) is lost in respiration, decomposition and in the form of heat. Hence, the law is called ten percent law.

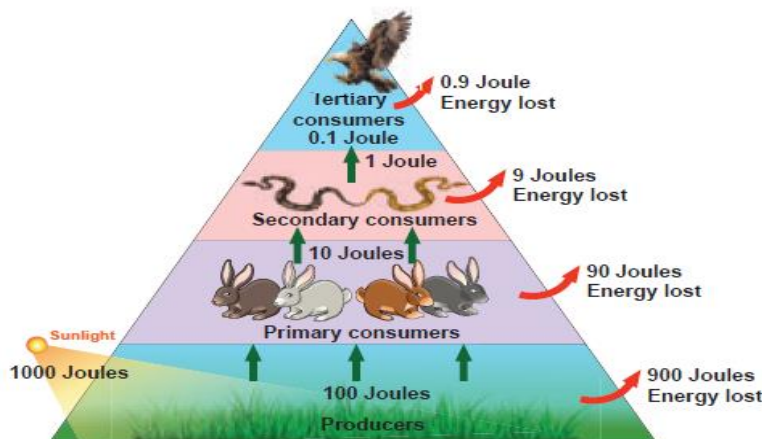


Figure 7.4: Ten percent law

**Example:** It is shown that of the 1000 Joules of Solar energy trapped by producers, 100 Joules of energy stored chemical energy through photosynthesis. The remaining 900 Joules could be lost in the environment. In the next trophic level herbivores, which feed on producers get only 10 Joules of energy and the remaining 90 Joules is lost in the environment. Likewise, in the next trophic level, carnivores, which eat herbivores store only 1 Joule of energy and the remaining 9 Joules is dissipated. Finally, the carnivores are eaten by tertiary consumers which store only 0.1 Joule of energy and the remaining 0.9 Joule is lost in the environment. Thus, at the successive trophic level, only ten percent energy is stored.

## Food chain

The movement of energy from producers up to top carnivores is known as food chain, i.e., in any food chain, energy flows from producers to primary consumers, then from primary consumers to secondary consumers, and finally secondary consumers to tertiary consumers. Hence, it shows linear network links. Generally, there are two types of food chain, (1) Grazing food chain and (2) Detritus food chain.

### 1. Grazing food chain

Main source of energy for the grazing food chain is the Sun. It begins with the first link, producers (plants). The second link in the food chain is primary consumers (mouse) which get their food from producers. The third link in the food chain is secondary consumers (snake) which get their food from primary consumers. Fourth

link in the food chain is tertiary consumers (eagle) which get their food from secondary consumers.

## 2. Detritus food chain:

This type of food chain begins with dead organic matter which is an important source of energy. A large amount of organic matter is derived from the dead plants, animals and their excreta. This type of food chain is present in all ecosystems.

The transfer of energy from the dead organic matter, is transferred through a series of organisms called detritus consumers (detritivores)- small carnivores - large (top) carnivores with repeated eating and being eaten respectively. This is called the detritus food chain.

## Food Web

The inter-locking pattern of a number of food chain form a web like arrangement called food web. It is the basic unit of an ecosystem, to maintain its stability in nature. It is called homeostasis.

Example: In a grazing food chain of a grass land, in the absence of a rabbit, a mouse may also eat food grains. The mouse in turn may be eaten directly by a hawk or by a snake and the snake may be directly eaten by hawks.

Hence, this interlocking pattern of food chains is the food web and the species of an ecosystem may remain balanced to each other by some sort of natural check.

## Significance of food web

- ❖ Food web is constructed to describe species interaction called direct interaction.
- ❖ It can be used to illustrate indirect interactions among different species.
- ❖ It can be used to study bottom-up or top- down control of community structure.
- ❖ It can be used to reveal different patterns of energy transfer in terrestrial and aquatic ecosystems.

## Ecological pyramids

Graphic representation of the trophic structure and function at successive trophic levels of an ecosystem is called ecological pyramids. The concept of ecological pyramids was introduced by Charles Elton (1927). Thus they are also called as Eltonian pyramids.

There are three types: (1) pyramid of number (2) pyramid of biomass (3) pyramid of energy.

## 1. Pyramid of number

A graphical representation of the number of organisms present at each successive trophic level in an ecosystem is called pyramids of number. There are three different shapes of pyramids upright, spindle and inverted.

There is a gradual decrease in the number of organisms in each trophic level from producers to primary consumers and then to secondary consumers, and finally to tertiary consumers. Therefore, pyramids of number in grassland and pond ecosystem are always upright.

In a forest ecosystem the pyramid of number is somewhat different in shape, it is because the base (T1) of the pyramid occupies large sized trees (Producer) which are lesser in number. Herbivores (T2) (Fruit eating birds, elephant, deer) occupying second trophic level, are more in number than the producers. In final trophic level (T4), tertiary consumers (lion) are lesser in number than the secondary consumer (T3) (fox and snake). Therefore, the pyramid of number in forest ecosystem looks spindle shaped.

The pyramid of number in a parasite ecosystem is always inverted, because it starts with a single tree. Therefore there is gradual increase in the number of organisms in successive trophic levels from producer to tertiary consumers.

## 2. Pyramid of biomass

A graphical representation of the amount of organic material (biomass) present at each successive trophic level in an ecosystem is called pyramid of biomass. In grassland and forest ecosystems, there is a gradual decrease in biomass of organisms at successive trophic levels from producers to top carnivores (Tertiary consumer). Therefore, these two ecosystems show pyramids as upright pyramids of biomass. However, in pond ecosystem, the bottom of the pyramid is occupied by the producers, which comprise very small organisms possessing the least biomass and so, the value gradually increases towards the tip of the pyramid. Therefore, the pyramid of biomass is always inverted in shape.

## 3. Pyramid of energy

A graphical representation of energy flow at each successive trophic level in an ecosystem is called pyramids of energy. The bottom of the pyramid of energy is occupied by the producers. There is a gradual decrease in energy transfer at successive trophic levels from producers to the upper levels. Therefore, the pyramid of energy is always upright.



## **Decomposition:**

Decomposition is a process in which the detritus (dead plants, animals and their excreta) are breakdown in to simple organic matter by the decomposers. It is an essential process for recycling and balancing the nutrient pool in an ecosystem.

### **Nature of decomposition**

The process of decomposition varies based on the nature of the organic compounds, i.e., some of the compounds like carbohydrate, fat and protein are decomposed rapidly than the cellulose, lignin, chitin, hair and bone.

### **Mechanism of decomposition**

Decomposition is a step wise process of degradation mediated by enzymatic reactions. Detritus acts as a raw material for decomposition. It occurs in the following steps.

- a. Fragmentation - The breaking down of detritus into smaller particles by detritivores like bacteria, fungi and earth worm is known as fragmentation. These detritivores secrete certain substances to enhance the fragmentation process and increase the surface area of detritus particles.
- b. Catabolism - The decomposers produce some extracellular enzymes in their surroundings to break down complex organic and inorganic compounds in to simpler ones. This is called catabolism
- c. Leaching or Eluviation - The movement of decomposed, water soluble organic and inorganic compounds from the surface to the lower layer of soil or the carrying away of the same by water is called leaching or eluviation.
- d. Humification - It is a process by which simplified detritus is changed into dark coloured amorphous substance called humus. It is highly resistant to microbial action, therefore decomposition is very slow. It is the reservoir of nutrients.
- e. Mineralisation - Some microbes are involved in the release of inorganic nutrients from the humus of the soil, such process is called mineralisation.

### **Factors affecting decomposition**

Decomposition is affected by climatic factors like temperature, soil moisture, soil pH, oxygen and also the chemical quality of detritus.

### **Biogeochemical cycle (Nutrient cycle)**

Exchange of nutrients between organisms and their environment is one of the essential aspects of an ecosystem. All organisms require nutrients for their growth, development, maintenance and reproduction. Circulation of nutrients within the

ecosystem or biosphere is known as biogeochemical cycles and also called as 'cycling of materials.' There are two basic types,

1. Gaseous cycle – It includes atmospheric Oxygen, Carbon and Nitrogen cycles.
2. Sedimentary cycle – It includes the cycles of Phosphorus, Sulphur and Calcium –Which are present as sediments of earth.

Many of the cycles mentioned above are studied by you in previous classes. Therefore, in this chapter, only the carbon and phosphorous cycles are explained.

### **Carbon cycle**

The circulation of carbon between organisms and environment is known as the carbon cycle. Carbon is an inevitable part of all biomolecules and is substantially impacted by the change in global climate. Cycling of carbon between organisms and atmosphere is a consequence of two reciprocal processes of photosynthesis and respiration. The releasing of carbon in the atmosphere increases due to burning of fossil fuels, deforestation, forest fire, volcanic eruption and decomposition of dead organic matters.

### **Phosphorus cycle**

It is a type of sedimentary cycle. Already we know that phosphorus is found in the biomolecules like DNA, RNA, ATP, NADP and phospholipid molecules of living organisms. Phosphorus is not abundant in the biosphere, whereas a bulk quantity of phosphorus is present in rock deposits, marine sediments and guano. It is released from these deposits by weathering process. After that, it circulates in lithosphere as well as hydrosphere. The producers absorb phosphorus in the form of phosphate ions, and then it is transferred to each trophic level of food chain through food. Again death of the organisms and degradation by the action of decomposers, the phosphorus is released back into the lithosphere and hydrosphere to maintain phosphorus cycle.

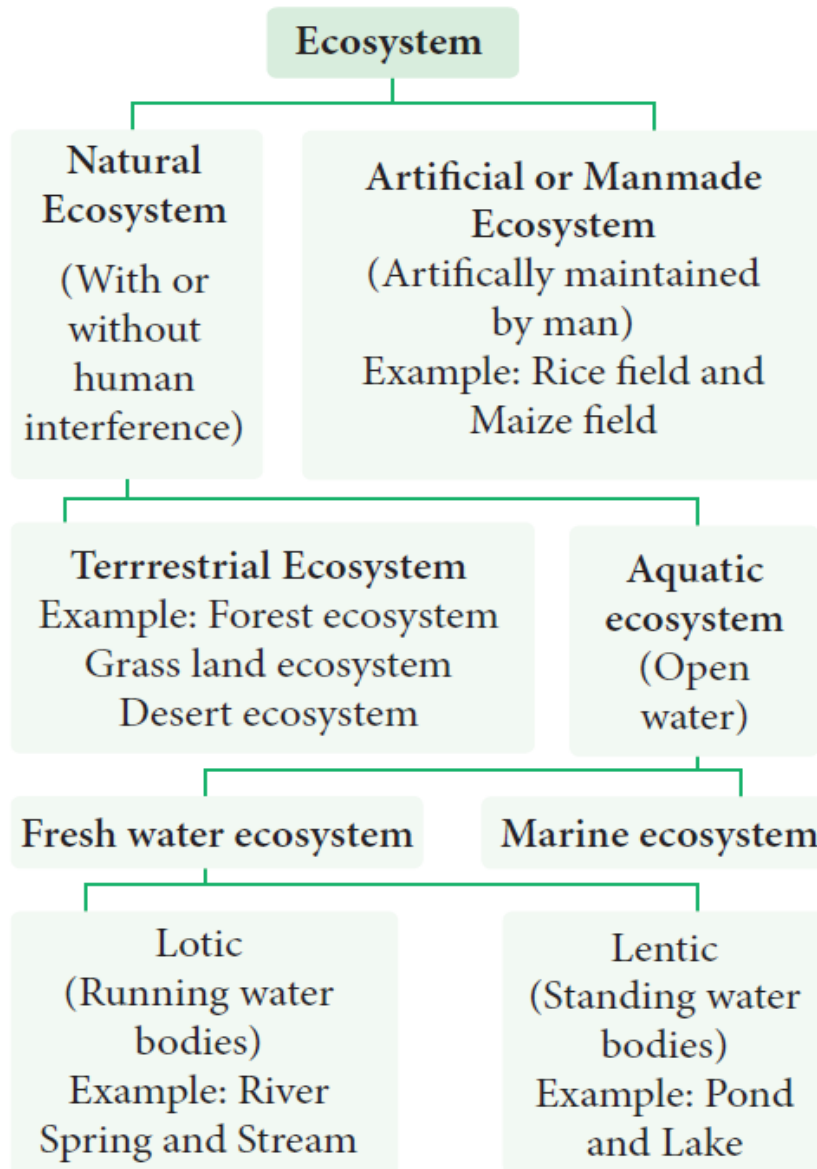
### **Types of ecosystem**

Biosphere consists of different types of ecosystems, which are as follows:

#### **Stratification of pond ecosystem**

Based on the factors like distance from the shore, penetration of light, depth of water, types of plants and animals, there may be three zones, littoral, limnetic and profundal. The littoral zone, which is closest to the shore with shallow water region, allows easy penetration of light. It is warm and occupied by rooted plantspecies. The limnetic zone refers the open water of the pond with an effective penetration of light and domination of planktons. The deeper region of a pond below the limnetic zone

is called profundal zone with no effective light penetration and predominance of heterotrophs. The bottom zone of a pond is termed benthic and is occupied by a community of organisms called benthos (usually decomposers). The primary



**Figure 7.14:** Types of Ecosystem

productivity through photosynthesis of littoral and limnetic zone is more due to greater penetration of light than the profundal zone.

### **Ecosystem services ( Benefits)**

Ecosystem services are defined as the benefits that people derive from nature. Robert Constanza et al (1927) stated “Ecosystem services are the benefits provided to human, through the transformation of resources (or Environmental assets including land, water, vegetation and atmosphere) into a flow of essential goods and services”.

Study on ecosystem services acts as an effective tool for gaining knowledge on ecosystem benefits and their sustained use. Without such knowledge gain, the fate of any ecosystem will be at stake and the benefits they provide to us in future will become bleak.

Robert Constanza and his colleagues estimated the value of global ecosystem services based on various parameters. According to them in 1997, the average global value of ecosystems services estimated was US \$ 33 trillion a year. The updated estimate for the total global ecosystem services in 2011 is US \$ 125 trillion / year, indicating a four-fold increase in ecosystem services from 1997 to 2011.

### Mangrove ecosystem services

- ❖ Offers habitat and act as nursery for aquatic plants and animals
- ❖ Provides medicine, fuel wood and timber.
- ❖ Act as bridge between sea and rivers by balancing sedimentation and soil erosion.
- ❖ Help to reduce water force during cyclones, tsunamis and high tide periods.
- ❖ Help in wind break, O<sub>2</sub> production, carbon sequestration and prevents salt spray from waves.

The varieties of benefits obtained from the ecosystem are generally categorized into the following four types

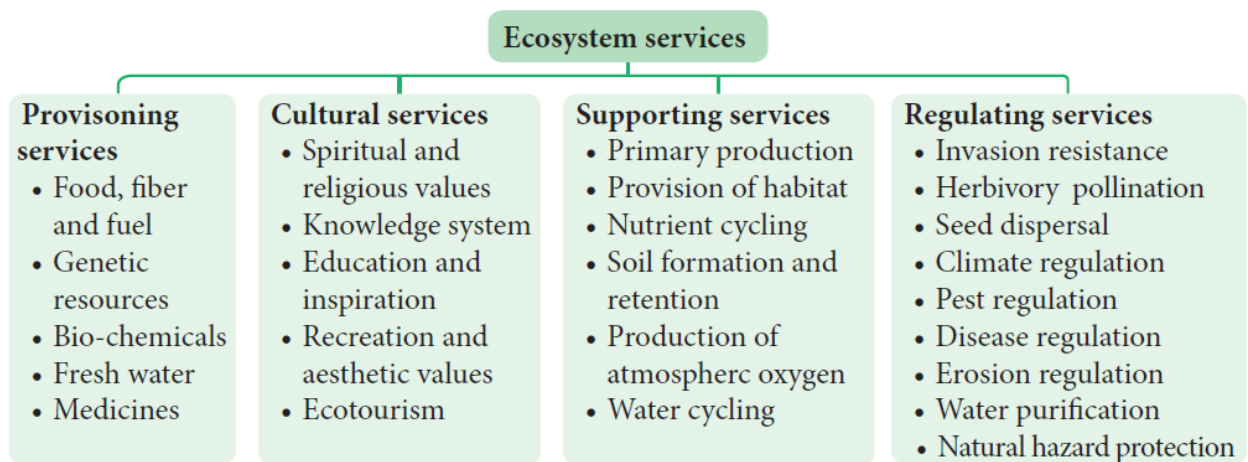


Figure 7.17: Types of Ecosystem services

How do anthropogenic activities affect ecosystem services?

Now, we all exploit the ecosystem more than that of our needs. The Millennium Ecosystem Assessment (2005) found that “over the past 50 years, humans have changed the ecosystem more rapidly and extensively than in any comparable period of time in human history, largely to meet rapidly growing demands for food, fresh water, medicine, timber, fiber and fuel.”

Generally the following human activities disturb or re-engineer an ecosystem every day.

- ❖ Habitat destruction
- ❖ Deforestation and over grazing
- ❖ Erosion of soils
- ❖ Introduction of non-native species
- ❖ Over harvesting of plant material
- ❖ Pollution of land, water and air
- ❖ Run off pesticides, fertilizers and animal wastes

### **Ecosystem resilience**

Ecosystem is damaged by disturbances from fire, flood, predation, infection, drought, etc., removing a great amount of biomass. However, ecosystem is endowed with the ability to resist the damage and recover quickly. This ability of ecosystem is called ecosystem resilience or ecosystem robustness.

### **How to protect the ecosystem?**

It is a practice of protecting ecosystem at individual, organisational and governmental levels for the benefits of both nature and humans. Threats to ecosystems are many, like adverse human activities, global warming, pollution, etc. Hence, if we change our everyday life style, we can help to protect the planet and its ecosystem.

“If we fail to protect environment, we will fail to save posterity”.

Therefore, we have to practice the following in our day today life:

- ❖ Buy and use only ecofriendly products and recycle them.
- ❖ Grow more trees
- ❖ Choose sustained farm products (vegetables, fruits, greens, etc.)
- ❖ Reduce the use of natural resources.
- ❖ Recycle the waste and reduce the amount of waste you produce.
- ❖ Reduce consumption of water and electricity.
- ❖ Reduce or eliminate the use of house-hold chemicals and pesticides.
- ❖ Maintain your cars and vehicles properly. (In order to reduce carbon emission)
- ❖ Create awareness and educate about ecosystem protection among your friends and family members and ask them to find out solution to minimise this problem.

### **Ecosystem Management**

It is a process that integrates ecological, socio economic and institutional factors into a comprehensive strategy in order to sustain and enhance the quality of the ecosystem to meet current and future needs.

Ecosystem management emphasizes on human role in judicious use of ecosystem and for sustained benefits through minimal human impacts on ecosystems. Environmental degradation and biodiversity loss will result in depletion of natural resources, ultimately affecting the existence of human

"By 2025, at least 3.5 billion people, nearly 50% of the world's population are projected to face water scarcity." - IUCN.

"Forests house approximately 50% of global bio-diversity and at least 300 million people are dependent on forest's goods and services to sustain their livelihood." - IUCN

### Strategy of ecosystem management

- ❖ It is used to maintain biodiversity of ecosystems.
- ❖ It helps in indicating the damaged ecosystem (Some species indicate the health of the ecosystem: such species are called a flagship species).
- ❖ It is used to recognize the inevitability of ecosystem change and plan accordingly.
- ❖ It is one of the tools used for achieving sustainability of ecosystem through sustainable development programme (or projects).
- ❖ It is also helpful in identifying ecosystems which are in need of rehabilitation.
- ❖ It involves collaborative management with government agencies, local population, communities and NGO's.
- ❖ It is used to build the capacity of local institutions and community groups to assume responsibility for long term implementation of ecosystem management activities even after the completion of the project.

### Urban ecosystem restoration model

AdayarPoonga is located in Chennai and covers an area around a total of 358 acres of Adayar creek and estuary, of which 58 acres were taken up for eco restoration under the auspices of Government of Tamil Nadu. It is maintained by Chennai Rivers Restoration Trust (CRRT). This was a dumping site previously.

Presently it has 6 species of mangroves, about 170 species of littoral and tropical dry evergreen forests (TDF) which have successfully established as a sustainable ecosystem. Restoration of plants species has brought other associated fauna such as butterflies, birds, reptiles, amphibians and other mammals of the ecosystem.

Currently AdayarPoonga functions as an environmental education Centre for school and college students and the public. The entire area stands as one of the best examples for urban eco restoration in the state of Tamil Nadu.

## Plant Succession

Successive replacement of one type of plant community by the other of the same area/ place is known as plant succession. The first invaded plants in a barren area are called **pioneers**. On the other hand, a series of transitional developments of plant communities one after another in a given area are called **seral communities**. At the end a final stage and a final plant community gets established which are called as climax and **climax community** respectively.

## Causes of Succession

Ever since the onset of origin of life, organic evolution and ecological succession are taking place parallelly. Ecological succession is a complex process. There are three types of causes for any ecological succession. They are

- a. Initiating causes - Activity of abiotic (light, temperature, water, fire, soil erosion and wind) and biotic factors (competition among organisms) leads to formation of a barren area or destruction of the existing community of an area, initiating primary or secondary succession respectively.
- b. Continuing causes - The processes of migration, aggregation, competition, reaction etc, are the continuing causes which lead to change the plant communities and nature of the soil in an area.
- c. Stabilizing causes - The stabilization of the plant community in an area is primarily controlled by climatic factors rather than other factors.

## Characteristics of ecological succession

- ❖ It is a systematic process which causes changes in specific structure of plant community.
- ❖ It is resultant of changes of abiotic and biotic factors.
- ❖ It transforms unstable community into a stable community.
- ❖ Gradual progression in species diversity, total biomass, niche specialisation, and humus content of soil takes place.
- ❖ It progresses from simple food chain to complex food web.
- ❖ It modifies the lower and simple life form to the higher life forms.
- ❖ It creates inter-dependence of plants and animals.

## Types of succession

The various types of succession have been classified in different ways on the basis of different aspects. These are as follows:

1. Primary succession - The development of plant community in a barren area where no community existed before is called primary succession. The plants which colonize first in a barren area is called pioneer species or primary

community or primary colonies. Generally, Primary succession takes a very long time for the occurrence in any region.

Example: Microbes, Lichen, Mosses.

2. Secondary succession - The development of a plant community in an area where an already developed community has been destroyed by some natural disturbance (Fire, flood, human activity) is known as secondary succession. Generally, This succession takes less time than the time taken for primary succession.

Example: The forest destroyed by fire and excessive lumbering may be re-occupied by herbs over period of times.

	Primary succession	Secondary Succession
1.	Developing in an barren area	Developing in disturbed area
2.	Initiated due to a biological or any other external factors	Starts due to external factors only
3.	No Soil, while primary succession starts	It starts where soil covers already present
4.	Pioneer species come from outside environment	Pioneer species develop from existing environment
5.	It takes more time to complete	It takes comparatively less time to complete.

### 3. Autogenic succession

Autogenic succession occurs as a result of biotic factors. The vegetation reacts with its environment and modifies its own environment causing its own replacement by new communities. This is known as autogenic succession.

Example: In forest ecosystem, the larger trees produce broader leaves providing shade to the forest floor area. It affects the shrubs and herbs which require more light (heliophytes) but supports the shade tolerant species (sciophytes) to grow well.

### 4. Allogenic succession

Allogenic succession occurs as a result of abiotic factors. The replacement of existing community is caused by other external factors (soil erosion, leaching, etc.) and not by existing organisms.

Example: In a forest ecosystem soil erosion and leaching alter the nutrient value of the soil leading to the change of vegetation in that area.

### 5. Autotrophic succession

If the autotrophic organisms like green plants are dominant during the early stages of succession it is called autotrophic succession, this occurs in the habitat which is



rich in inorganic substances. Since, green plants dominate in the beginning of this succession, there is a gradual increase in organic matter and subsequently the energy flow in the ecosystem.

## 6. Heterotrophic succession

If heterotrophic organisms like bacteria, fungi, actinomycetes, and animals are dominant during the early stages of succession it is called heterotrophic succession. Such a succession takes place in organic habitats. Since heterotrophs dominate in the beginning of such succession, there will be a gradual decrease in the energy content.

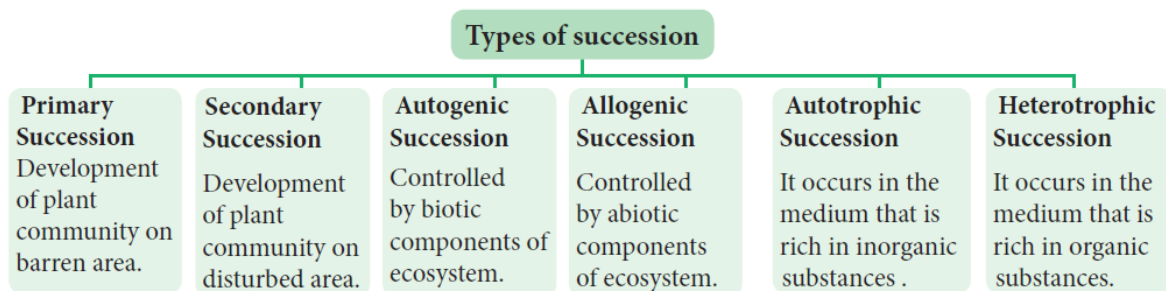


Figure 7.19: Types of succession

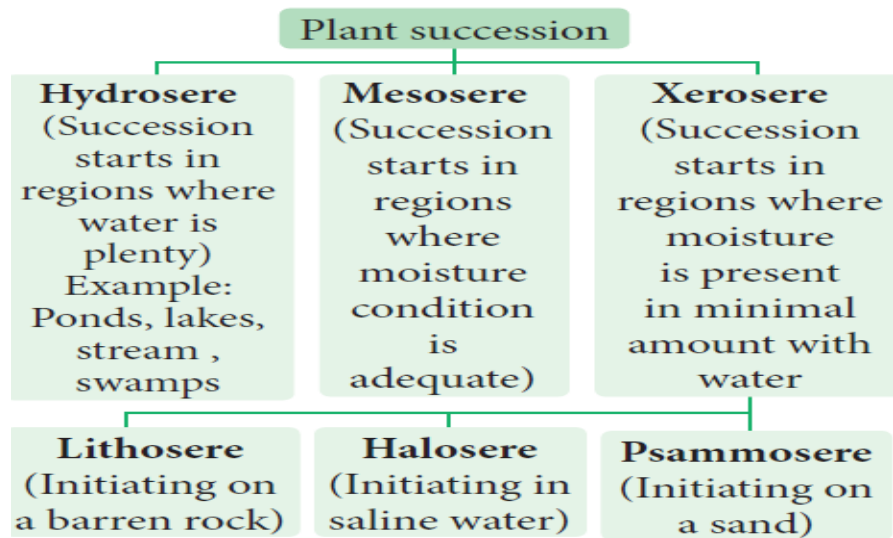
## Process of succession

There are a number of sequential processes in primary autotrophic succession. They are (1) Nudation, (2) Invasion (migration) (3) Ecesis, (4) Aggregation, (5) Competition, (6) Reaction (7) Stabilization (climax).

1. Nudation - This is the development of a barren area without any form of life. The barren area may be developed due to topographic (soil erosion, wind action), climatic (hails, storm, fire), and biotic (human activities, epidemics, etc.,) factors.
2. Invasion - If species invade or reach a barren area from any other area it is called invasion. When the seeds, spores or other propagules of plant species reach the barren area, by air, water and various other agent, it is known as migration.
3. Ecesis (Establishment) - After reaching a new area (invasion), the successful establishment of the species, as a result of adjustment with the conditions prevailing in the area, is known as ecesis. If the establishment is complete, the plant will be able to reproduce sexually in that particular area.
4. Aggregation - The successful establishment of species, as a result of reproduction and increase in population of the species than the earlier stage is called aggregation.
5. Competition - It refers to the aggregation of a particular species in an area which leads to inter specific and intraspecific competition among the individuals for water, nutrient, radiant energy, CO<sub>2</sub>, O<sub>2</sub> and space, etc.
6. Reaction - The species occupying a habitat gradually modify the environmental condition, where the existing species community is displaced

or replaced by another. This is called reaction. The community which is replaced by another community is called seral community.

7. Stabilization (Climax stage) - The final establishment of plant community is called stabilization. This establishment of a plant community which maintains itself in equilibrium with climax of the area and not replaced by others is known as climax community and the stage is climax stage.



**Figure 7.20: Classification of plant succession**

### Significance of Plant Succession

- ❖ Succession is a dynamic process. Hence an ecologist can access and study the seral stages of a plant community found in a particular area.
- ❖ The knowledge of ecological succession helps to understand the controlled growth of one or more species in a forest.
- ❖ Utilizing the knowledge of succession, even dams can be protected by preventing siltation.
- ❖ It gives information about the techniques to be used during reforestation and afforestation.
- ❖ It helps in the maintenance of pastures.
- ❖ Plant succession helps to maintain species diversity in an ecosystem.
- ❖ Patterns of diversity during succession are influenced by resource availability and disturbance by various factors.
- ❖ Primary succession involves the colonization of habitat of an area devoid of life.
- ❖ Secondary succession involves the reestablishment of a plant community in disturbed area or habitat.
- ❖ Forests and vegetation that we come across all over the world are the result of plant succession.

**12<sup>th</sup> std –Botany**  
**Unit – 8 Environmental Issues**

**Green House effect and Global Warming**

Green House Effect is a process by which radiant heat from the sun is captured by gases in the atmosphere that increase the temperature of the earth ultimately. The gases that capture heat are called Green House Gases which include carbon dioxide (CO<sub>2</sub>), methane (CH<sub>4</sub>), Nitrous Oxide (N<sub>2</sub>O) and a variety of manufactured chemicals like chlorofluorocarbon (CFC). Increase in greenhouse gases lead to irreversible changes in major ecosystems and climate patterns. For example, coral ecosystem is affected by increase in temperature, especially coral bleaching observed in Gulf of Mannar, Tamil Nadu.

Human activities lead to produce the green house effect by

- ❖ Burning fossil fuels, which releases CO<sub>2</sub> and CH<sub>4</sub>
- ❖ Way of Agriculture and animal husbandry practices
- ❖ Electrical gadgets like refrigerator and air conditioners release chlorofluoro carbons
- ❖ The fertilizers used in Agriculture which release N<sub>2</sub>O
- ❖ The emissions from automobiles.

The increase in mean global temperature (highest in 4000 years) due to increased concentration of green house gases is called global warming.

One of the reasons for this is over population which creates growing need for food, fibre and fuel and considered to be the major cause of global warming.

**Effects of Global Warming**

- ❖ Rise in global temperature which causes sea levels to rise as polar ice caps and glaciers begin to melt causing submergence of many coastal cities in many parts of the world.
- ❖ There will be a drastic change in weather patterns bringing more floods or droughts in some areas.
- ❖ Biological diversity may get modified, some species ranges get redefined. Tropics and sub-tropics may face the problem of decreased food production.

**Sources of Green House Gases Emission (Natural and Anthropogenic)**

**CO<sub>2</sub> (Carbon dioxide)**

- ❖ Coal based power plants, by the burning of fossil fuels for electricity generation.

- ❖ Combustion of fuels in the engines of automobiles, commercial vehicles and air planes contribute the most of global warming.
- ❖ Agricultural practices like stubble burning result in emission of CO<sub>2</sub>.
- ❖ Natural from organic matter, volcanoes, warm oceans and sediments.

### **Methane**

Methane is 20 times as effective as CO<sub>2</sub> at trapping heat in the atmosphere. Its sources are attributed paddy cultivation, cattle rearing, bacteria in water bodies, fossil fuel production, ocean, non-wetland soils and forest / wild fi res.

### **N<sub>2</sub>O (Nitrous oxide)**

It is naturally produced in Oceans from biological sources of soil and water due to microbial actions and rainforests. Man-made sources include nylon and nitric acid production, use of fertilizers in agriculture, manures cars with catalytic converter and burning of organic matter.

### **Global Warming Effects on Plants**

- ❖ Low agricultural productivity in tropics
- ❖ Frequent heat waves (Weeds, pests, fungi need warmer temperature)
- ❖ Increase of vectors and epidemics
- ❖ Strong storms and intense flood damage
- ❖ Water crisis and decreased irrigation
- ❖ Change in flowering seasons and pollinators
- ❖ Change in Species distributional ranges
- ❖ Species extinction

### **Strategies to deal with Global Warming**

- ❖ Increasing the vegetation cover, grow more trees
- ❖ Reducing the use of fossil fuels and green house gases
- ❖ Developing alternate renewable sources of energy
- ❖ Minimising uses of nitrogeneous fertilizers, and aerosols.

### **Forestry**

#### **Agro forestry**

Agroforestry is an integration of trees, crops and livestock on the same plot of land. The main objective is on the interaction among them. Example: intercropping of two or more crops between different species of trees and shrubs, which results in higher yielding and reducing the operation costs. This intentional combination of agriculture and forestry has varied benefits including increased bio-diversity and reduced erosion.

Some of the major species cultivated in commercial Agroforestry include Casuarina, Eucalyptus, MalaiVembu, Teak and Kadambu trees which were among the 20 species identified as commercial timber. They are of great importance to wood-based industries.

### Benefits of agroforestry

- ❖ It is an answer to the problem of soil and water conservation and also to stabilise the soil (salinity and water table) reduce landslide and water run-off problem.
- ❖ Nutrient cycling between species improves and organic matter is maintained.
- ❖ Trees provide micro climate for crops and maintain O<sub>2</sub> - CO<sub>2</sub> balanced, atmospheric temperature and relative humidity.
- ❖ Suitable for dry land where rainfall is minimum and hence it is a good system for alternate land use pattern.
- ❖ Multipurpose tree varieties like Acacia are used for wood pulp, tanning, paper and firewood industries.
- ❖ Agro-forestry is recommended for the following purposes. It can be used as Farm Forestry for the extension of forests, mixed forestry, shelter belts and linear strip plantation.

### Rehabilitation of degraded forests and recreation forestry

The production of woody plants combined with pasture is referred to silvopasture system. The trees and shrubs may be used primarily to produce fodder for livestock or they may be grown for timber, fuel wood and fruit or to improve the soil.

This system is classified into following categories.

- i. Protein Bank: In this various multipurpose trees are planted in and around farmlands and range lands mainly for fodder production.

Example: Acacia nilotica, Albizzia lebbek, Azadirachta indica, Gliricidia sepium, Sesbania grandiflora.

- ii. Live fence of fodder trees and hedges: Various fodder trees and hedges are planted as live fence to protect the property from stray animals or other biotic influences.

Example: Gliricidia sepium, Sesbania grandiflora, Erythrina spp., Acacia spp..

### Social forestry

It refers to the sustainable management of forests by local communities with a goal of climate carbon sequestration, change mitigation, depollution, deforestation, forest restoration and providing indirect employment opportunity for the youth. Social

forestry refers to the management of forests and afforestation on barren lands with the purpose of helping the environmental, social and rural development and benefits. Forestry programme is done for the benefit of people and participation of the people. Trees grown outside forests by government and public organisation reduce the pressure on forests.

In order to encourage tree cultivation outside forests, Tree cultivation in Private Lands was implemented in the state from 2007-08 to 2011-12. It was implemented by carrying out block planting and inter-crop planting with profitable tree species like Teak, Casuarina, Ailanthus, Silver Oak, etc. in the farming lands and by a free supply of profitable tree species for planting in the bunds. The Tank foreshore plantations have been a major source of firewood in Tamil Nadu. The 32 Forestry extension centres provide technical support for tree growing in rural areas in Tamil Nadu. These centres provide quality tree seedlings like thorn / thornless bamboo, casuarinas, teak, neem, Melia dubia, grafted tamarind and nelli, etc. in private lands and creating awareness among students by training / camps.

### Major activities of forestry extension centres

- ❖ Training on tree growing methods
- ❖ Publicity and propaganda regarding tree growing
- ❖ Formation of demonstration plots
- ❖ Raising and supply of seedlings on subsidy
- ❖ Awareness creation among school children and youth about the importance of forests through training and camps.

### Deforestation

Deforestation is one of the major contributors to enhance green house effect and global warming. The conversion of forested area into a non-forested area is known as deforestation. Forests provide us many benefits including goods such as timber, paper, medicine and industrial products. The causes are

- ❖ The conversion of forests into agricultural plantation and livestock ranching is a major cause of deforestation.
- ❖ Logging for timber
- ❖ Developmental activities like road construction, electric tower lines and dams.
- ❖ Over population, Industrialisation, urbanisation and increased global needs.

### Effects of deforestation

- ❖ Burning of forest wood release stored carbon, a negative impact just opposite of carbon sequestration.
- ❖ Trees and plants bind the soil particles. The removal of forest cover increases soil erosion and decreases soil fertility. Deforestation in dry areas leads to the formation of deserts.

- ❖ The amount of runoff water increases soil erosion and also creates flash flooding, thus reducing moisture and humidity.
- ❖ The alteration of local precipitation patterns leading to drought conditions in many regions. It triggers adverse climatic conditions and alters water cycle in ecosystem.
- ❖ It decreases the bio-diversity significantly as their habitats are disturbed and disruption of natural cycles.
- ❖ Loss of livelihood for forest dwellers and rural people.
- ❖ Increased global warming and account for one-third of total CO<sub>2</sub> emission.
- ❖ Loss of life support resources, fuel, medicinal herbs and wild edible fruits.

### Afforestation

Afforestation is planting of trees where there was no previous tree coverage and the conversion of non-forested lands into forests by planting suitable trees to retrieve the vegetation. Example: Slopes of dams afforested to reduce water run-off, erosion and siltation. It can also provide a range of environmental services including carbon sequestration, water retention.

**The Man who Single Handedly Created a Dense Forest**  
 Jadav "Molai" Payeng (born 1963) is an environmental activist who has single-handedly planted a forest in the middle of a barren wasteland. This Forest Man of India has transformed the world's largest river island, Majuli, located on one of India's major rivers, the Brahmaputra, into a dense forest, home to rhinos, deers, elephants, tigers and birds. And today his forest is larger than Central Park.

Former vice-chancellor of Jawahar Lal Nehru University, Sudhir Kumar Sopory named Jadav Payeng as Forest Man of India, in the month of October 2013. He was honoured at the Indian Institute of Forest Management during their annual event 'Coalescence'. In 2015, he was honoured with Padma Shri, the fourth highest civilian award in India. He received honorary doctorate degree from Assam Agricultural University and Kaziranga University for his contributions.

### Afforestation Objectives

- ❖ To increase forest cover, planting more trees, increases O<sub>2</sub> production and air quality.
- ❖ Rehabilitation of degraded forests to increase carbon fixation and reducing CO<sub>2</sub> from atmosphere.
- ❖ Raising bamboo plantations.
- ❖ Mixed plantations of minor forest produce and medicinal plants.
- ❖ Regeneration of indigenous herbs / shrubs.
- ❖ Awareness creation, monitoring and evaluation.
- ❖ To increase the level and availability of water table or ground water and also to reduce nitrogen leaching in soil and nitrogen contamination of drinking water, thus making it pure not polluted with nitrogen.

- ❖ Nature aided artificial regeneration.

### **Achievements**

- ❖ Degraded forests were restored
- ❖ Community assets like overhead tanks bore-wells, hand pumps, community halls, libraries, etc were established
- ❖ Environmental and ecological stability was maintained.
- ❖ Conserved bio-diversity, wildlife and genetic resources.
- ❖ Involvement of community especially women in forest management.

### **Agrochemicals and their effects**

An agro-chemical is useful in managing agriculture or in farming area which is one of the major issues of the environment. Agro-chemicals includes fertilizers, liming and acidifying agents, soil conditioners, pesticides and chemicals used in animal husbandry, such as antibiotics and hormones.

Excessive use of fertilizers and pesticides leads to the contamination of groundwater and makes it non-potable, ultimately affecting the soil fertility. Most of the chemical fertilizers contain varying amounts of nitrogen, phosphorous, potassium and nutrients that plants need to grow. Soil acidity influences C and N cycles by affecting soil microbes, also green house gas flux in soils and affect bio availability of N, P, S like major nutrients. This makes the soil too acidic or alkaline so that it becomes difficult for the plants to survive. These residues and synthetic chemicals like DDT (dichloro diphenyl trichloro ethane) and PCBs (polychlorinated biphenyls) cause nutrient and pH imbalance and quality reduction of agricultural produce. This problem can be minimised by sustainable agriculture.

Pesticides increase incidence of brain, blood cancer and neurotoxicity, Parkinson like symptoms, infertility, birth defects, reproductive and behavioural disorders.

- Nitrates from fertilizers interact with the haemoglobin to form methyl haemoglobin. This reduces oxygen uptake, results in Blue baby syndrome (cyanosis) and hypoxia. Nitrates vasodilate and reduce blood pressure.
- Bio-magnification: Pollutants, toxic substances increase in water move from one food chain to many and finally reach human being and this process of bio-amplification or increase in concentration is called bio-magnification.

### **Alien invasive species**

Invasion of alien or introduced species disrupts ecosystem processes, threaten biodiversity, reduce native herbs, thus reducing the ecosystem services (benefits). During eradication of these species, the chemicals used increases greenhouse gases. Slowly they alter ecosystem, micro climate and nature of soil and make it unsuitable



for native species and create human health problems like allergy, thus resulting in local environmental degradation and loss of important local species.

According to World Conservation Union invasive alien species are the second most significant threat to bio-diversity after habitat loss.

### **What is invasive species?**

A non-native species to the ecosystem or country under consideration that spreads naturally, interferes with the biology and existence of native species, poses a serious threat to the ecosystem and causes economic loss.

It is established that a number of invasive species are accidental introduction through ports via air or sea. Some research organisations import germplasm of wild varieties through which also it gets introduced. Alien species with edible fruits are usually spread by birds.

Invasive species are fast growing and are more adapted. They alter the soil system by changing litter quality thereby affecting the soil community, soil fauna and the ecosystem processes.

It has a negative impact on decomposition in the soils by causing stress to the neighbouring native species. Some of the alien species which cause environmental issues are discussed below

### **Eichhorniacrassipes**

It is an invasive weed native to South America. It was introduced as aquatic ornamental plant, which grows faster throughout the year. Its widespread growth is a major cause of biodiversity loss worldwide. It affects the growth of phytoplanktons and finally changing the aquatic ecosystem.

It also decreases the oxygen content of the waterbodies which leads to eutrophication. It poses a threat to human health because it creates a breeding habitat for disease causing mosquitoes (particularly Anopheles) and snails with its free floating dense roots and semi submerged leaves. It also blocks sunlight entering deep and the waterways hampering agriculture, fisheries, recreation and hydropower.

### **Lantana camara**

Identified as one of the worst invasive species by Global Invasive Species Database. It is also an invasive weed native to South America introduced as ornamental plant. It occupies a widely adaptable range of habitats.

This species is spread by birds It exerts allelopathic effect, which reduces the growth of surrounding plants by inhibiting germination and root elongation. Root removal

and bio-control are the best methods to control. Now tribes are trained to use the stem as fibre for making household materials like baskets, furniture and even cots.

### Parthenium hysterophorus

Parthenium hysterophorus native to South America introduced accidentally into many regions of the world along with imported food grains. It is a harmful weed in the forest which suppresses the growth of native species and reduces the availability of fodder for animals. It infests pastures and farmland causing often loss of yield. The plant produces allelopathic chemicals that suppress crop and native plants and its pollen causes allergic rhinitis and asthma, dermatitis in human being.

### Prosopis juliflora

Prosopis juliflora is an invasive species native to Mexico and South America. It was first introduced in Gujarat to counter desertification and later on in Andhra Pradesh, Tamil Nadu as a source of firewood. It is an aggressive coloniser and as a consequence the habitats are rapidly covered by this species. Its invasion reduced the cover of native medicinal herbaceous species. It is used to arrest wind erosion and stabilize sand dunes on coastal and desert areas. It can absorb hazardous chemicals from soil and it is the main source of charcoal.

### Conservation

India due to its topography, geology and climate patterns has diverse life forms. Now this huge diversity is under threat due to many environmental issues for this conservation becomes an important tool by which we can reduce many species getting lost from our native land. By employing conservation management strategies like germplasm conservation, in situ, ex-situ, in-vitro methods, the endemic as well as threatened species can be protected.

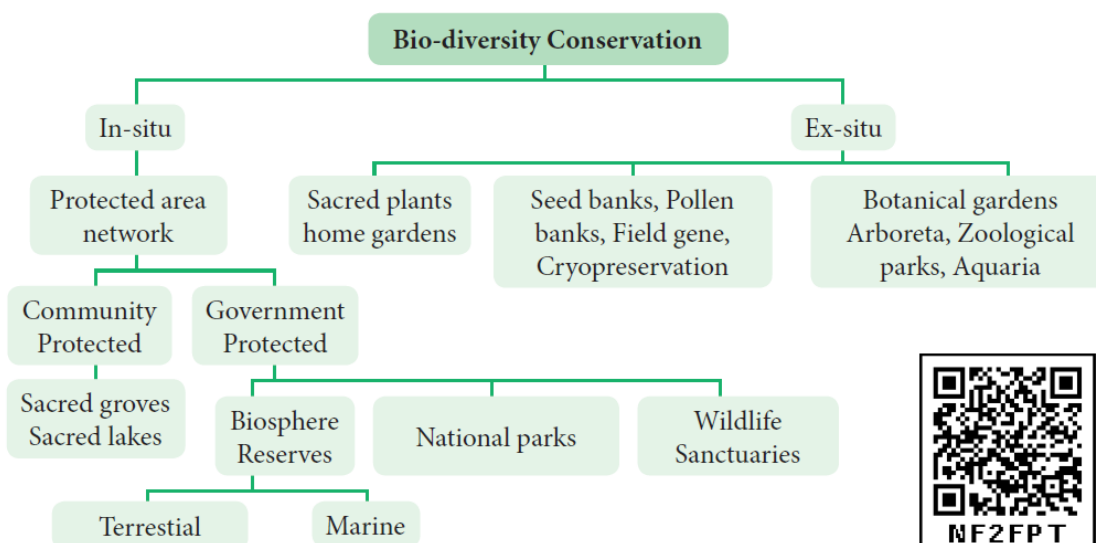


Figure 8.9: Flow chart on biodiversity conservation

## Sacred groves

These are the patches or grove of cultivated trees which are community protected and are based on strong religious belief systems which usually have a significant religious connotation for protecting community. Each grove is an abode of a deity mostly village God Or Goddesses like Aiyandar or Amman. 448 grooves were documented throughout Tamil Nadu, of which 6 groves (Banagudi shola, Thirukurungudi and Udaiyankudikadu, Sittannnavasal, Puthupet and Devadanam) were taken up for detailed floristic and faunistic studies. These groves provide a number of ecosystem services to the neighbourhood like protecting watershed, fodder, medicinal plants and micro climate control.

## International Union for Conservation of Nature (IUCN)

Founded in 1948, the International Union for Conservation of Nature (IUCN) is the world's oldest environmental organisation with its headquarters at Gland, Switzerland. It is a neutral forum for Governments, NGO's, Scientists, business and local communities with the aim of developing solution and implementing policies related to the conservation of environment and sustainable development.

## IUCN Red List

IUCN Red List categories help us to evaluate the degree of threat and conservation priorities to the flora and fauna It is also a powerful tool forpersuading governments to protect threatened species and for most of the plant and animal species world-wide. IUCN has developed protected areas and developed criteria for threatened species.

### Conservation movement

A community level participation can help in preservation and conservation of our environment. Our environment is a common treasure for all the living organisms on earth. Every individual should be aware of this and participate actively in the programs meant for the conservation of the local environment. Indian history has witnessed many people movements for the protection of environment.

### Chipko Movement

The tribal women of Himalayas protested against the exploitation of forests in 1972. Later on it transformed into Chipko Movement by Sundarlal Bahuguna in Mandal village of Chamoli district in 1974. People protested by hugging trees together which were felled by a sports goods company. Main features of Chipko movement were,

- ❖ This movement remained non political
- ❖ It was a voluntary movement based onGandhian thought.

- ❖ It was concerned with the ecological balance of nature
- ❖ Main aim of Chipko movement was to give a slogan of five F's - Food, Fodder, Fuel, Fibre and Fertilizer, to make the communities self-sufficient in all their basic needs.

### Appiko Movement

The famous Chipko Andolen of Uttarakhand in the Himalayas inspired the villagers of Uttar Karnataka to launch a similar movement to save their forests. This movement started in Gubbi Gadde a small village near Sirsi in Karnataka by Panduranga Hegde. This movement started to protest against felling of trees, monoculture, forest policy and deforestation.

The criteria are as follows.

- A - Population reduction
- B - Geographic range
- C - Small population size and decline
- D - Very small or restricted population
- E - Quantitative analysis

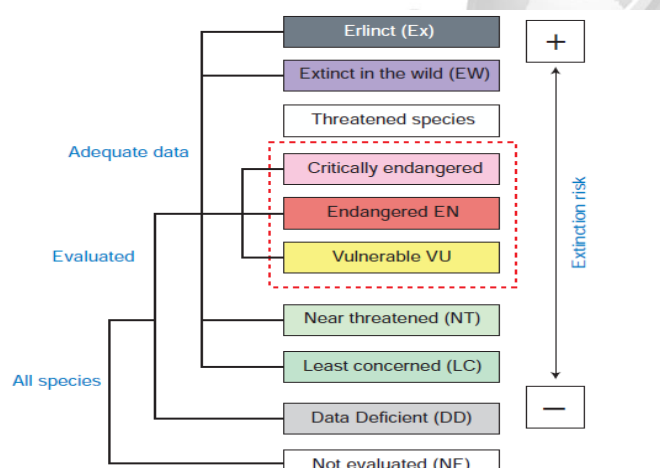


Figure 8.10: IUCN Red List categories

### IUCN Red List categories

#### Extinct (EX)

A taxon is Extinct when there is no reasonable doubt on the death of the last individual. A taxon is presumed Extinct when exhaustive surveys in known and/or expected habitat, at appropriate times (diurnal, seasonal, annual), throughout its historic range have failed to record an individual. Example: *Neuracanthus neesianus*.

### **Extinct in the wild (EW)**

A taxon is Extinct in the Wild when it is known only to survive in cultivation, in captivity or as a naturalised population (or populations) well outside the past range. Example: *Ginkgo biloba*

### **Critically endangered (CR)**

A taxon is Critically Endangered when the best available evidence indicates that it meets any of the criteria A to E for Critically Endangered, and it is therefore considered to be facing an extremely high risk of extinctions in the wild. Example: *Euphorbia santapau*, *Piper barberi*, *Syzygium gambelianum*.

### **Endangered (EN)**

A taxon is Endangered when the best available evidence indicates that it meets any of the criteria A to E for Endangered, and it is therefore considered to be facing a very high risk of extinction in the wild. Example: *Elaeocarpus venustus*, *Pogostemon nilagricus*, *Eugenia singampattiana*.

### **Vulnerable (VU)**

A taxon is Vulnerable when the best available evidence indicates that it meets any other criteria A to E for Vulnerable, and it is therefore considered to be facing a high risk of extinction in the wild. Example: *Dalbergia latifolia*, *Santalum album*, *Chloroxylon swietenia*

### **Near threatened (NT)**

A taxon is Near Threatened when it has been evaluated against the criteria but does not qualify for Critically Endangered, Endangered or Vulnerable now, but is close to qualifying for or is likely to qualify for threatened category in the near future.

### **Least concerned (LC)**

A taxon is Least Concerned when it has been evaluated against the criteria and does not qualify for Critically Endangered, Endangered, Vulnerable or Near Threatened, Widespread and abundant taxa are included in this category.

### **Data deficient (DD)**

A taxon is Data Deficient when there is inadequate information to make a direct, or indirect, assessment of the risk of extinction based on its distribution and/or population status.

### **Not evaluated (NE)**

A taxon is Not Evaluated when it has not yet been evaluated against the criteria.

### **Carbon Capture and Storage (CCS)**

Carbon capture and storage is a technology of capturing carbon dioxide and injects it deep into the underground rocks into a depth of 1 km or more and it is an approach to mitigate global warming by capturing CO<sub>2</sub> from large point sources such as industries and power plants and subsequently storing it instead of releasing it into the atmosphere. Various safe sites have been selected for permanent storage in various deep geological formations, liquid storage in the Ocean and solid storage by reduction of CO<sub>2</sub> with metal oxide to produce stable carbonates. It is also known as Geological sequestration which involves injecting CO<sub>2</sub> directly into the underground geological formations (such as declining oil fields, gas fields saline aquifers and unmineable coal have been suggested as storage sites).

#### **Carbon Sink**

Any system having the capacity to accumulate more atmospheric carbon during a given time interval than releasing CO<sub>2</sub>. Example: forest, soil, ocean are natural sinks. Landfills are artificial sinks.

### **Carbon Sequestration**

Carbon sequestration is the process of capturing and storing CO<sub>2</sub> which reduces the amount of CO<sub>2</sub> in the atmosphere with a goal of reducing global climate change.

Carbon sequestration occurs naturally by plants and in ocean. Terrestrial sequestration is typically accomplished through forest and soil conservation practices that enhance the storage carbon.

As an example microalgae such as species of Chlorella, Scenedesmus, Chroococcus and Chlamydomonas are used globally for CO<sub>2</sub> sequestration. Trees like Eugenia caryophyllata, Tecomastans, Cinnamomumverum have high capacity and noted to sequester carbon macroalgae and marine grasses and mangroves are also have ability to mitigate carbon-di-oxide.

### **Carbon Foot Print (CFP)**

Every human activity leaves a mark just like our footprint. This Carbon foot print is the total amount of green house gases produced by human activities such as agriculture, industries, deforestation, waste disposal, burning fossil fuels directly or indirectly. It can be measured for an individual, family, organisation like industries, state level or national level. It is usually estimated and expressed in equivalent tons of CO<sub>2</sub> per year. The burning of fossil fuels releases CO<sub>2</sub> and other green house

gases. In turn these emissions trap solar energy and thus increase the global temperature resulting in ice melting, submerging of low lying areas and imbalance in nature like cyclones, tsunamis and extreme weather conditions. To reduce the carbon foot print we can follow some practices like

- (i) Eating indigenous fruits and products
- (ii) Reduce use of your electronic devices
- (iii) Reduce travelling
- (iv) Do not buy fast and preserved, processed, packed foods.
- (v) Plant a garden
- (vi) Less consumption of meat and seafood. Poultry requires little space, nutrients and less pollution comparing cattle farming.
- (vii) reduce use of Laptops (when used for 8 hours, it releases nearly 2 kg. of CO<sub>2</sub> annually)
- (viii) Line dry your clothes. (Example: If you buy imported fruit like kiwi, indirectly it increases CFP. How? The fruit has travelled a long distance in shipping or airliner thus emitting tons of CO<sub>2</sub>)

### **Biochar**

Biochar is another long term method to store carbon. To increase plants ability to store more carbon, plants are partly burnt such as crop waste, waste woods to become carbon rich slow decomposing substances of material called Biochar. It is a kind of charcoal used as a soil amendment. Biochar is a stable solid, rich in carbon and can endure in soil for thousands of years. Like most charcoal, biochar is made from biomass via pyrolysis. (Heating biomass in low oxygen environment) which arrests wood from complete burning. Biochar thus has the potential to help mitigate climate change via carbon sequestration. Independently, biochar when added to soil can increase soil fertility of acidic soils, increase agricultural productivity, and provide protection against some foliar and soil borne diseases. It is a good method of preventing waste woods and logs getting decayed instead we can convert them into biochar thus converting them to carbon storage material.

### **Rain water harvesting - RWH (Solution to water crisis - A ecological problem)**

Rainwater harvesting is the accumulation and storage of rain water for reuse in-site rather than allowing it to run off. Rainwater can be collected from rivers, roof tops and the water collected is directed to a deep pit. The water percolates and gets stored in the pit. RWH is a sustainable water management practice implemented not only in urban area but also in agricultural fields, which is an important economical cost effective method for the future.

### **Environmental benefits of Rain Water Harvesting:**

- ❖ Promotes adequacy of underground water and water conservation.
- ❖ Mitigates the effect of drought.

- ❖ Reduces soil erosion as surface run-off is reduced.
- ❖ Reduces flood hazards.
- ❖ Improves groundwater quality and watertable / decreases salinity.
- ❖ No land is wasted for storage purpose and no population displacement is involved.
- ❖ Storing water underground is an eco-friendly measure and a part of sustainable water storage strategy for local communities.

### Importance of Lakes

Water bodies like lakes, ponds not only provide us a number of environmental benefits but they strengthen our economy as well as our quality of life like health. Lakes as a storage of rain water provides drinking water, improves ground water level and preserve the fresh water bio-diversity and habitat of the area where in occurs.

In terms of services lakes offer sustainable solutions to key issues of water management and climatic influences and benefits like nutrient retention, influencing local rainfall, removal of pollutants, phosphorous and nitrogen and carbon sequestration.

### Important lakes in Tamil Nadu

Lakes are man-made surface water harvesting systems. They are useful for irrigation, drinking, fishing and recreation purposes. It is the responsibility of the individuals as well as communities collectively to maintain and manage water bodies. Understanding catchment areas help us to halt the degradation of water bodies and protecting it from getting polluted.

**Sholavaram Lake :** It is located in Ponneri Taluk of Thiruvallur District. It is one of the rain fed reservoir from where water is drawn for supply to Chennai city. The full capacity of the lake is 65.5 ft. Built in the British era this lake is responsible for treating the guests to water sports too. This lake is rich in varied species of flora and fauna.

**Chembarampakkam Lake:** It is located about 25 km. from Chennai. This lake is 500 yrs old. This lake is a rain fed water body which aids the Chennai City in its water supply. A river named Adyar also incepts from this lake which acts as the primary outflow for this reservoir. This lake is spread over an area of 15 square km.

**Maduranthakam Lake:** It is located in Kancheepuram district and it is a man-made creation. An ideal spot for an evening picnic, the widespread pristine waters of the lake are an exceptionally calming sight. The full capacity of the reservoir is 23.3ft. Kiliyar is a small river that originates from Madhuranthagam reservoir. It spreads to an area of 2908 acres and was built by Uttama Chola and the boundaries (stretched



upto 12960 feet) are strengthened by Britishers with a storing capacity of 690 million cu.feet. Rain water from Cheyyar, Thiruvannamalai and Vandavasi reaches this lake.

### **Sewage disposal**

Sewage disposal treatment helps to transform raw sewage into an easier manageable waste and to retrieve and reuse treated residual sewage materials. Greenhouse gases like carbon-dioxide, methane, nitrous oxide are produced during sewage treatment which apart from causing the impact on the atmosphere, it also affect the urban ecosystem, aquatic ecosystems. By making use of advanced disposal treatment plants, climate change and pollution can be minimised.

Sewage is waste matter such as faeces or used dirty water from homes and factories, which flows away through sewers. Sewage treatment is the process of removing contaminants from waste water, primarily from household sewage. Physical, chemical and biological processes are used to remove contaminants and produce treated waste water, that is safer for the environment. Sewage contains large amounts of organic matter and microbes. This cannot be discharged into natural water bodies like rivers and streams directly. Hence sewage is treated in sewage treatment plants (STPs) to make it lessSewage treatment generally involves three stages, called primary, secondary and tertiary treatment.

### **Solid waste management**

Solid waste refers to all non liquid wastes which causes health problems and unpleasant living environment leading to pollution. Solid waste management is a term that is used to refer to the process of collecting and treating solid wastes. It is all about how it can be changed and recycled as a valuable resource.

Methods of solid waste management includes Landfill, incineration, recovery, recycling, composting, and pyrolysis.

- ❖ Technological advancement for processing treatment and disposal of solid waste helps in converting it into renewable energy and organic manure.
- ❖ Electronic waste contains toxic materials and are found to be non-biodegradable which causes threat to human health and the smoke during recycling and leaching causes great threat to water bodies. Agricultural landfills method stands a good method to reduce these problems.

### **Liquid Waste Management**

Liquid waste includes point source and non-point source discharges such as storm water and waste water. Examples of liquid waste include wash water from homes, liquids, used for cleaning in industries and waste detergents.

Grey water is the one from municipal waste which contains harmful pathogens. Water coming from domestic equipments other than toilets (bathtub, showers, sinks, and washing machine) is also referred as grey water. Municipal wastes can be detoxified biologically and then recycled. Domestic waste water can be recycled and used for gardening.

### **Environmental Impact Assessment (EIA)**

Environmental Impact Assessment is an environmental management tool. It helps to regulate and recommend optimal use of natural resources with minimum impact on ecosystem and biotic communities. It is used to predict the environmental consequences of future proposed developmental projects (example: river projects, dams, highway projects) taking into account inter-related socio-economic, cultural and human-health impacts. It reduces environmental stress thus helping to shape the projects that may suit local environment by ensuring optimal utilization of natural resources and disposal of wastes to avoid environmental degradation.

#### **The benefits of EIA to society**

- A healthier environment
- Maintenance of biodiversity
- Decreased resource usage
- Reduction in gas emission and environment damage

### **Biodiversity Impact Assessment (BIA)**

Biodiversity Impact Assessment can be defined as a decision supporting tool to help biodiversity inclusive of development, planning and implementation. It aims at ensuring development proposals which integrate bio-diversity considerations. They are legally compliant and include mechanisms for the conservation of bio-diversity resources and provide fair and equitable sharing of the benefits arising from the use of bio-diversity.

### **Biomonitoring**

The act of observing and assessing the current state and ongoing changes in ecosystem, biodiversity components, landscape including natural habitats, populations and species.

An agricultural drone is an unmanned aerial vehicle applied to farming in order to help increased crop production and monitor crop growth. Agricultural drones let farmers see their fields from the sky. This bird's eye-view can reveal many issues such as irrigation problems, soil variation and pest and fungal infestations. It is also used for cost effective safe method of spraying pesticides and fertilizers, which proves very easy and non-harmful

Bio-diversity impacts can be assessed by

- Change in land use and cover
- Fragmentation and isolation
- Extraction
- External inputs such as emissions, effluents and chemicals
- Introduction of invasive, alien or genetically modified species
- Impact on endemic and threatened flora and fauna.

### **Geographic Information System**

GIS is a computer system for capturing, storing, checking and displaying data related to positions on Earth's surface. Also to manipulate, analyse, manage and present spatial or geographic data.

GPS is a satellite navigation system used to determine the ground position of an object. It is a constellation of approximately 30 well spaced satellites that orbit the earth and make it possible for the people with ground receivers to pinpoint their geographic location. Some applications in which GPS is currently being used for around the world include Mining, Aviation, Surveying Agricultural and Marine ecosystem.

### **Importance of GIS**

- Environmental impact assessment
- Disaster management
- Zoning of landslide hazard
- Determination of land cover and land use
- Estimation of flood damage
- Management of natural resources
- Soil mapping
- Wetland mapping
- Irrigation management and identification of volcanic hazard
- Vegetation studies and mapping of threatened and endemic species.

Remote Sensing is the process of detecting and monitoring the physical characteristics of an area by measuring its reflected and emitted radiation at a distance from the targeted area. It is an tool used in conservation practices by giving exact picture and data on identification of even a single tree to large area of vegetation and wild life for classification of land use patterns and studies, identification of biodiversity rich or less areas for futuristic works on conservation and maintenance of various species including commercial crop, medicinal plants and threatened plants.

### Specific uses

- ❖ Helps predicting favourable climate, for the study of spreading of disease and control in it.
- ❖ Mapping of forest fire and species distribution.
- ❖ Tracking the patterns of urban area development and the changes in Farmland or forests over several years
- ❖ Mapping ocean bottom and its resources

<b>Applications of Satellites</b>		
<b>Name of the Satellites</b>	<b>Year of Launch</b>	<b>Application</b>
SCATSAT – I	Sep. 2016	Weather forecasting, cyclone prediction and tracking services in India
INSAT 3DR	Sep. 2016	Disaster management
CARTOSAT – 2	Jan. 2018	Earth observation
GSAT – 6A	March 2018	Communication
CARTOSAT – 2 (100 <sup>th</sup> Satellite)	Jan. 2018	To watch border surveillance

## 12<sup>th</sup> std -Zoology

### Unit - 11. Organisms and Population

#### Van't Hoff's rule

Van't Hoff proposed that, with the increase of every 10°C, the rate of metabolic activity doubles or the reaction rate is halved with the decrease of 10°C. This rule is referred as the van't Hoff's rule. The effect of temperature on the rate of reaction is expressed in terms of temperature coefficient or Q<sub>10</sub> value. The Q<sub>10</sub> values are estimated taking the ratio between the rate of reaction at X°C and rate of reaction at (X-10°C). In the living system the Q<sub>10</sub> value is about 2.0. If the Q<sub>10</sub> value is 2.0, it means 10°C increase and the rate of metabolism doubles.

- **Phototaxis:** The movement of organism in response to light, either towards the source of light as in Moths (positive phototaxis) or away from light (Euglena, Volvox, earthworm (negative phototaxis).
- **Phototropism:** The growth or orientation of an organism in response to light, either towards the source of light (positive phototropism) as seen in Sunflower, or a way from light (negative phototropism) as in case of the root of plants.
- **Photokinesis:** A change in the speed of locomotion (or frequency of turning) in a motile organism or cell which is made in response to a change in light intensity is called Photokinesis. It involves undirected random movement in response to light.

## 12<sup>th</sup> zoology

### Unit - 12 Biodiversity and its conservation

#### Biodiversity

The 1992 UN Earth Summit defined Biodiversity as the variability among living organisms from all sources, including terrestrial, marine and other aquatic ecosystems and the ecological complexes of which they are a part. This includes diversity within species, between species and ecosystems of a region. It reflects the number of different organisms and their relative frequencies in an ecological system and constitutes the most important functional component of a natural ecosystem. It helps to maintain ecological processes, create soil, recycle nutrients, influence climate, degrade waste and control diseases. It provides an index of health of an ecosystem. The survival of human race depends on the existence and wellbeing of all life forms (plants and animals) in the biosphere.

#### Concept of biodiversity

The term biodiversity was introduced by Walter Rosen (1986). Biodiversity is the assemblage of different life forms. Each species is adapted to live in its specific environments. The changes in climatic conditions are reflected in the distribution and pattern of biodiversity on our planet. The number of species per unit area declines as we move from tropics towards the poles. The Tundra and Taiga of northern Canada, Alaska, northern Europe and Russia possess less than 12 species of trees. The temperate forests of the United States have 20-35 species of trees, while the tropical forests of Panama have over 110 species of trees in a relatively small area.

#### Levels of biodiversity

Edward Wilson popularized the term 'Biodiversity' to describe diversity at all levels of biological organization from populations to biomes. There are three levels of biodiversity - Genetic diversity, Species diversity and Community/Ecosystem diversity (Fig. 12.1).

**Genetic diversity** refers to the differences in genetic make-up (number and types of genes) between distinct species and to the genetic variation within a single species; also covers genetic variation between distinct populations of the same species. Genetic diversity can be measured using a variety of molecular techniques. India has more than 50,000 genetic variants of Paddy and 1000 variants of Mango. Variation of genes of a species increases with diversity in size and habitat. It results in the formation of different races, varieties and subspecies. *Rouwolfavomitaria*, a medicinal plant growing in different ranges of the Himalayas shows differences in the potency and concentration of the active ingredient reserpine due to genetic diversity. Genetic diversity helps in developing adaptations to changing environmental conditions.

**Species diversity** refers to the variety in number and richness of the species in any habitat. The number of species per unit area at a specific time is called species richness, which denotes the measure of species diversity. The Western Ghats have greater amphibian species diversity than the Eastern Ghats. The more the number of species in an area the more is the species richness (Fig. 12.1a). The three indices of diversity are - Alpha, Beta and Gamma diversity.

- i. Alpha diversity: It is measured by counting the number of taxa (usually species) within a particular area, community or ecosystem.
- ii. Beta diversity: It is species diversity between two adjacent ecosystems and is obtained by comparing the number of species unique to each of the ecosystem.
- iii. Gamma diversity refers to the diversity of the habitats over the total landscape or geographical area.

Community/Ecosystem diversity is the variety of habitats, biotic communities, and ecological processes in the biosphere. It is the diversity at ecosystem level due to diversity of niches, trophic levels and ecological processes like nutrient cycles, food webs, energy flow and several biotic interactions. India with its alpine meadows, rain forests, mangroves, coral reefs, grass lands and deserts has one of the greatest ecosystem diversity on earth.

### **Magnitude of biodiversity**

Biodiversity is often quantified as the number of species in a region at a given time. The current estimate of different species on earth is around 8-9 million. However, we really don't know the exact magnitude of our natural wealth. This is called the 'The Taxonomic impediment'. So far about 1.5 million species of microorganisms, animals and plants have been described. Each year about 10-15 thousand new species are identified and published worldwide, of which 75% are invertebrates. The number of undescribed species is undoubtedly much higher.

India is very rich in terms of biological diversity due to its unique biogeographical location, diversified climatic conditions and enormous eco-diversity and geo-diversity. According to world biogeographic classification, India represents two of the major realms (The Palearctic and Indo-Malayan) and three biomes (Tropical humid forests, Tropical Dry/ Deciduous forests and Warm Deserts/Semi deserts). With only about 2.4% of the world's total land surface, India is known to have over 8 % of the species of animals that the world holds and this percentage accounts for about 92,000 known species. India is the seventh largest country in the world in terms of area. India has a variety of ecosystems, biomes with its varied habitats like, hills, valleys, plateaus, sea shores, mangroves, estuaries, glaciers, grasslands and river basins. It also reflects different kinds of climates, precipitation, temperature distribution, river flow and soil. India is one of the 17 mega biodiversity countries of the world and has ten biogeographic zones with characteristic habitat and biota.

"The world is currently undergoing a very rapid loss of biodiversity comparable with the great mass extinction events that have previously occurred only five or six times in the earth's history."

- *World Wildlife Fund*

### **Patterns of biodiversity distribution**

The distribution of plants and animals is not uniform around the world. Organisms require different sets of conditions for their optimum metabolism and growth. Within this optimal range (habitat) a large number and type of organisms are likely to occur, grow and multiply. The habitat conditions are determined by their latitudes and altitudes.

### **Latitudinal and altitudinal gradients:**

Temperature, precipitation, distance from the equator (latitudinal gradient), altitude from sea level (altitudinal gradient) are some of the factors that determine biodiversity distribution patterns. The most important pattern of biodiversity is latitudinal gradient in diversity. This means that there is an increasing diversity from the poles to equator. Diversity increases as one moves towards the temperate zones and reaches the maximum at the tropics. Thus, tropics harbour more biodiversity than temperate or polar regions, especially between the latitudes of 23.5°N and 23.5°S (Tropic of Cancer to the Tropic of Capricorn). Harsh conditions exist in temperate areas during the cold seasons while very harsh conditions prevail for most of the year in polar regions.

Columbia located near the equator (0°) has nearly 1400 species of birds while New York at 41°N has 105 species and Greenland at 71°N has 56 species. India, with much of its land area in the tropical latitudes, is home for more than 1200 species of birds. Thus it is evident that the latitude increases the species diversity. Decrease in species diversity occurs as one ascends a high mountain due to drop in temperature (temperature decreases @ 6.5° C per Km above mean sea level). The reasons for the richness of biodiversity in the Tropics are:

- Warm tropical regions between the tropic of Cancer and Capricorn on either side of equator possess congenial habitats for living organisms.
- Environmental conditions of the tropics are favourable not only for speciation but also for supporting both variety and number of organisms.
- The temperatures vary between 25°C to 35°C, a range in which most metabolic activities of living organisms occur with ease and efficiency.
- The average rainfall is often more than 200 mm per year.
- Climate, seasons, temperature, humidity, photoperiods are more or less stable and encourage both variety and numbers.
- Rich resource and nutrient availability.



## Importance of biodiversity – Global and India

Biodiversity is the variety of life on earth. That is, it is the number of different species of flora and fauna including microorganisms. These organisms can inhabit different ecosystems with varying conditions like the Rainforests, Coral reefs, Grasslands, Deserts, Tundra and the Polar ice caps. This variety (Biodiversity) is essential for the wellbeing of our planet and sustenance of life as a whole. The importance of biodiversity can be viewed and measured as

a) Ecosystem services b) Biological resources c) Social benefits of biodiversity

The organization and functioning of ecosystems world over is effected and dependent on biodiversity and its richness. The major functional attributes are:

- continuity of nutrient cycles or biogeochemical cycles (N<sub>2</sub>, C, H<sub>2</sub>O, P, S cycles)
- soil formation, conditioning or maintenance of soil health (fertility) by soil microbial diversity along with the different trophic members
- increases ecosystem productivity and provide food resources
- act as water traps, filters, water flow regulators and water purifiers (forest cover and vegetation)
- climate stability (forests are essential for rainfall, temperature regulation, CO<sub>2</sub> absorption, which in turn regulate the density and type of vegetation)
- forest resource management and sustainable development
- maintaining balance between biotic components
- cleaning up of pollutants – microbes are the biggest degraders of molecules including many anthropogenic ones which are present in effluents, sewage, garbage and agro-chemicals
- ecological stability – the varieties and richness of species contribute to ecological stability and survival of species. Biodiverse regions are reservoirs of biological resources like food resources, gene pool, genetic resource, medicinal resources, bio-prospecting
- to provide unique aesthetic value and hot spots for Ecotourism. Along with forest resources and wildlife it has commercial significance
- an indicator of the health of the ecosystem. Endemism is a crucial indicator of richness.

### Do you know?

The interrelationship and interdependence of all living components in a system can be seen from the example of the fruit bats of Guam (South East Asia). The fruit bats are a delicacy here, and hence their population has dwindled which is not surprising. What is surprising is that local fruit production has got affected as it was identified that the bats served as pollinators. Hence there is a need for conservation of diversity as that could avert such situations.

## Biogeographical regions of India

As per the international 'biome' type of classification based upon climate, fauna and flora and the soil conditions, India can be divided into ten different biogeographic zones, (Fig. 12.3) namely:

1. **Trans Himalayan Region:** An extension of the Tibetan plateau, high-altitude cold desert in Ladakh (J&K) and LahaulaSpiti (H.P) comprising 5.7% of the country's landmass. The mountains of this region have the richest wild sheep and goat community in the world, renowned for its quality wool and wool products. Otherfauna include Chiru and Black-rocked Crane.
2. **Himalayas:** The entire mountain chain running from north-western to northeastern India, comprising a diverse range of biotic provinces and biomes and covers 7.2% of the country's landmass. The common fauna of the Himalayan ranges, are the wild sheep, mountain goats, shrew, snow leopard and panda, many of which are endangered.
3. **Indian Desert:** The extremely arid area west of the Aravalli hill range, comprising both the salty desert of Gujarat and the sand desert of Rajasthan. It comprises 6.9% of the country's land-mass. Wild ass is endemic to this region. It is also the habitat for the Indian Bustard, camel, foxes and snakes, many of which are endangered.
4. **Semi - Arid Zones:** This zone is between the desert and the Deccan plateau, including the Aravalli hill range covering 15.6% of the country's landmass. Fauna found here are nilghai, blackbuck, four horned antelopes, sambar, chital and spotted deer which are herbivores along with predators like Asiatic lion, tiger, leopard and jackal.
5. **Western Ghats:** Western Ghats, are mountain ranges along the west coast of India, extending over almost 1,500km from Sat Pena in south Gujarat to the southernmost tip of Kerala. The annual rainfall is about 2000 mm. This zone has large populations of Nilgiritahr (State animal of Tamil Nadu), Nilgirilangur, tiger, leopard, and Indian elephant. The grizzled squirrel and lion tailed macaque are endemic to this region.
6. **Deccan Peninsula:** This covers much of the southern and south-central plateau with predominantly deciduous vegetation and 4.3% of the country's landmass. It is known for deciduous forests, thorn forests and pockets of semi ever green forests. Fauna found here are Chital, Sambhar, Nilghai, elephant, sloth bear, black buck and barking deer. It is the catchment area of major Indian rivers like Godavari, Tapti, Narmada and Mahanadi.
7. **Gangetic Plains:** These plains are relatively homogenously defined by the Ganges river system and occupy about 11% of the country's landmass. This

region is very fertile and extends up to the Himalayan foothills. Fauna includes rhinoceros, elephant, buffalo, swamp deer, hog-deer.

8. **North-East India:** The plains and non-Himalayan hill ranges of north eastern India are home to a wide variety of vegetation. With 5.2% of the country's landmass, this region represents the transition zone between the Indian, Indo-Malayan and Indo-Chinese bio-geographical regions and is the meeting point of the Himalayan Mountains and peninsular India. The North-East is thus the biogeographical 'Gateway' for much of India's fauna and flora and also biodiversity hotspot (Eastern Himalaya), which includes the Indian rhinoceros, leopard and golden langur.
9. **Coastal Region:** Coastal region of India with sandy beaches, mud flats, coral reefs, mangroves constitutes 2.5% of the total geographical area. The coastline from Gujarat to Sundarbans is estimated to be 5423km long. Apart from this a total of 25 islets constitute the Lakshadweep, which are of coral origin and have a typical reef lagoon system, rich in biodiversity. The fauna includes native crabs, turtles and tunas
10. **Andaman and Nicobar Islands:** The Andaman and Nicobar Islands in the Bay of Bengal have highly diverse set of biomes, constituting 0.3% of the total geographical area. They are centers of high endemism and contain some of India's finest evergreen forests and support a wide diversity of corals. Fauna includes Narcondam hornbills of the Andamans and the South Andaman Krait.

### Threats to biodiversity

Even though India is one of the 17 identified mega diverse countries of the world, it faces lots of threats to its biodiversity. Apart from natural causes, human activities, both directly and indirectly are today's main reason for habitat loss and biodiversity loss. Fragmentation and degradation due to agricultural practices, extraction (mining, fishing, logging, harvesting) and development (settlements, industrial and associated infrastructures) leads to habitat loss and fragmentation leads to formation of isolated, small and scattered populations and as endangered species.

Some of the other threats include specialized diet, specialized habitat requirement, large size, small population size, limited geographic distribution and high economic or commercial value. Large mammals by virtue of their size require larger areas to obtain the necessities of life - food, cover, mates than do smaller mammals. Individual home range of Lion can be about 100 square Km. Mammals have specialized dietary needs such as carnivores, frugivores and the need to forage over much larger areas than general dietary herbivores and omnivores. Mammals also have low reproductive output other than small rodents.

## Causes of biodiversity loss

The major causes for biodiversity decline are:

- Habitat loss, fragmentation and destruction (affects about 73% of all species)
- Pollution and pollutants (smog, pesticides, herbicides, oil slicks, GHGs)
- Climate change
- Introduction of alien/exotic species
- Over exploitation of resources (poaching, indiscriminate cutting of trees, over fishing, hunting, mining)
- Intensive agriculture and aqua cultural practices
- Hybridization between native and non-native species and loss of native species
- Natural disasters (Tsunami, forest fire, earth quake, volcanoes)
- Industrialization, Urbanization, infrastructure development, Transport – Road and Shipping activity, communication towers, dam construction, unregulated tourism and monoculture are common area of specific threats
- Co-extinction

## Hotspots

Hotspots are areas characterized with high concentration of endemic species experiencing unusual rapid rate of habitat modification loss. Norman Myers defined hot spots as “regions that harbour a great diversity of endemic species and at the same time, have been significantly impacted and altered by human activities.” A hotspot is a region that supports at least 1500 endemic vascular plant species (0.5% of the global total) has lost more than 70% of its original vegetation. There are 35 biodiversity hotspots in the world. India is home to four biodiversity hotspots (as per ENVIS). They are

- a. Himalaya (the entire Indian Himalayan region)
- b. Western Ghats
- c. Indo-Burma: includes entire North-eastern India, except Assam and Andaman group of Islands (and Myanmar, Thailand, Vietnam, Laos, Cambodia and Southern China)
- d. Sundalands: includes Nicobar group of Islands (and Indonesia, Malaysia, Singapore, Brunei, Philippines)

## IUCN

The International Union for Conservation of Nature (IUCN) is an organization working in the field of nature conservation and sustainable use of natural resources. It was established in 1948 and located at Gland VD, Switzerland. It is involved in data gathering and analysis research, field projects and education on conservation, sustainable development and biodiversity. IUCN’s mission is to influence, encourage and assist societies throughout the world to conserve nature

and to ensure that any use of natural resources is equitable and ecologically sustainable. It influences governments and industries through partnerships by providing information and advice. The organization collects, compiles and publishes the IUCN red list of threatened species and their conservation status in the world. It plays a vital role in the implementation of several international conventions on nature conservation and biodiversity.

### **Red Data Book**

Red Data book or Red list is a catalogue of taxa facing risk of extinction. IUCN – International Union of Conservation of Nature and Natural Resources, which is renamed as WCU – World Conservation Union (Morges Switzerland) maintains the Red Data book. The concept of Red list was mooted in 1963. The purpose of preparation of Red List are:

- To create awareness on the degree of threat to biodiversity
- Identification and documentation of species at high risk of extinction
- Provide global index on declining biodiversity
- Preparing conservation priorities and help in conservation of action
- Information on international agreements on conservation of biological diversity

Red list has eight categories of species Extinct ii) Extinct in wild iii) Critically Endangered iv) Endangered v) Vulnerable vi) Lower risk vii) Data deficiency viii) Not evaluated.

### **Biodiversity and its conservation**

The natural resources of the Earth, including air, water, land, flora and fauna of natural ecosystems must be safeguarded for the benefit of the present and future generations through careful planning and management, as appropriate – Principle of the Stockholm Declaration, 1972. The large-scale loss of biodiversity and its global impact makes conservation the need of the hour. Conservation of biodiversity is protection and scientific management of biodiversity so as to maintain it at its optimum level and derive sustainable benefits for the present as well as future generations. It aims to protect species from extinction and their habitats and ecosystems from degradation.

### **General strategies in conservation**

- identify and protect all threatened species
- identify and conserve in protected areas the wild relatives of all the economically important organisms
- identify and protect critical habitats for feeding, breeding, nursing, resting of each species

- resting, feeding and breeding places of the organisms should be identified and protected
- Air, water and soil should be conserved on priority basis
- Wildlife Protection Act should be implemented

There are two aspects of conservation strategies (Fig. 12.3)

- i) In-situ conservation**
- ii) Ex-situ conservation**

**In-situ Conservation (Conservation in the natural habitat):**

This is the conservation of genetic resources through their protection within a natural or manmade ecosystem in which they occur. It is conservation and protection of the whole ecosystem and its biodiversity at all levels in order to protect the threatened species. Maximum protection of biodiversity hotspots regions with very high levels of species richness. Although all the biodiversity hotspots together cover less than 2 percent of the earth land area, the number of species they harbour is extremely high and protection of these hotspots could reduce the ongoing mass.

**Protected Areas:**

These are biogeographical areas where biological diversity along with natural and cultural resources is protected, maintained and managed through legal measures. protected areas include national parks, wild life sanctuaries, community reserves and biosphere reserves. World Conservation monitoring centre has recognized 37,000 protected areas world-wide. India has about 771 protected areas covering 162099 km<sup>2</sup> comprising of National Parks (104), Wild Life Sanctuaries (544), biosphere reserves (18) and several sacred groves.

**National Parks (NP):**

It is a natural habitat that is notified by the state government to be constituted as a National Park due to its ecological, faunal, floral, geomorphological, or zoological association of importance. No human activity is permitted inside the national park except the activities permitted by the Chief Wildlife Warden of the state under the conditions given in CHAPTER IV, of the Wildlife Protection Act (WPA) 1972 (Table 12.1).

**Project Tiger:**

The Government of India launched the 'Project Tiger' in 1973 to protect our national animal. From 9 tiger reserves since its inception, the Project Tiger coverage has increased to 50 at present. Project Tiger is an ongoing Centrally Sponsored Scheme of the Ministry of Environment and Forests, providing central assistance to the states for tiger conservation in designated tiger reserves. Project Tiger was

launched in the Jim Corbett National Park, Uttarakhand in 1973. The project ensures a viable population of Bengal tigers in their natural habitats, protecting them from extinction and preserving areas of biological importance as a natural heritage.

The National Tiger Conservation Authority (NTCA) is a statutory body of the Ministry, created under the Wildlife (Protection) Act, 1972. India holds over half the world's tiger population. According to the latest tiger census report released on 20th January 2015 by NTCA, the current tiger population is estimated at 2,212. There are 50 tiger reserves in the country.

### National Parks in Tamil Nadu

National Parks in Tamil Nadu	Year of establishment	District(s)
Guindy NP	1976	Chennai
Gulf of Mannar Marine NP	1980	Ramanathapuram and Tuticorin
Indira Gandhi (Annamalai) NP	1989	Coimbatore
Mudumalai NP	1990	Nilgris
Mukurthi NP	1990	Nilgris

There are 104 existing national parks in India covering an area of 40,501 km<sup>2</sup>, which is 1.23% of the geographical area of the country (National Wildlife Database, Aug. 2018). National Park is an area which is strictly reserved for the betterment of wildlife and biodiversity and where activities like development, forestry, poaching, hunting, grazing and cultivation are not permitted. They are large areas of scenic and national beauty maintained for scientific educational and recreational use. They are not used for commercial extraction of resources. Kaziranga National park is a protected area for the one Horned Rhinoceros in Assam.

### Wild Life Sanctuaries (WLS):

Any area other than the area comprised with any reserve forest or the territorial waters can be notified by the State Government to constitute as a sanctuary if such area is of adequate ecological, faunal, floral, geomorphological, natural or zoological significance. This is for the purpose of protecting, endangered factual species. Some restricted human activities are allowed inside the Sanctuary area details of which are given in CHAPTER I V, of the Wildlife Protection Act (WPA) 1972. Ecotourism is permitted, as long as animal life is undisturbed.

There are 544 existing wildlife sanctuaries in India covering an area of 118,918 km<sup>2</sup>, which is 3.62 % of the geographical area of the country (National Wildlife Database, 2017). Sanctuaries are tracts of land where wild animals and fauna can take refuge without being hunted or poached. Other activities like collection of forest products, regulated harvesting of timber, private ownership of land are permitted.

Periyar wild life sanctuary in Kerala is famous for the Indian Tiger and Asiatic Elephant.

### Wild life sanctuaries in Tamil Nadu

Prominent WLS in Tamil Nadu	Year of establishment	Districts
Vedanthangal Lake Birds WLS	1936	Chengalpet
Mudumalai WLS	1942	Nilgiris
Point Calimere WLS	1967	Nagapattinam
Indira Gandhi (Annamalai) WLS	1976	Coimbatore
Mundanthurai WLS	1977	Tirunelveli

### THE MADRAS CROCODILE BANK TRUST

The Madras Crocodile Bank Trust and Centre for Herpetology was the brain child of the legendary Romulus Whitaker and a handful of like-minded conservation visionaries, who began work on the facility in 1976. It aimed to save India's dwindling crocodilian population. The mission is to promote the conservation of reptiles and amphibians and their habitats through education, scientific research and capture breeding. The crocodile bank remains a world leader in the field of frontline conservation and the preservation of natural landscapes. The Crocodile Bank currently consists of a large reptile park near Chennai and several field projects located throughout the subcontinent reaching as far as the Nicobar Islands. About half a million people visit the bank every year, making it one of the most popular tourist attractions along the East Coast Road.

### Arignar Anna Zoological Park, Vandalur

Arignar Anna Zoological Park is spread over an area of 602 hectares. of Reserve Forest at Vandalur, Chennai. It is one of the largest zoo in South East Asia in terms of area. The Zoological Park exhibits different classes of animals - it has around 2500 wild animals of nearly 180 species which includes Mammals, Birds and Reptiles. 34 years since its establishment, the Zoological Park has emerged as a successful ex-situ conservation centre and a captive breeding centre for many endangered species like Royal Bengal Tiger, Lion Tailed Macaque, NilgiriLangur, Gray Wolf, etc.,

The Zoo has many attractive features like Butterfly Park, Children's Park, Walk Through Aviary, Lion & Deer Safari, Forest Museum, Interpretation centre, etc., which attractsof installing CCTV Cameras for both visitors and animal management under the name of Zoo e-Eye. 24 x 7 Animal Live Streaming was introduced for the benefit of the visitors for the first time in the world. Vandalur Zoo Mobile Application was introduced to provide services to the visitors like facility to book tickets, Zoo navigation, Animal information in text and audio format. Digital payments at ticket counters are also available.



The Zoo school has been involved in education and outreach programmes. One such successful programme is 'Zoo Ambassador' which is been conducted for school children. In the year 2018, more than 400 students were trained and titled as Zoo Ambassadors. The Zoo also has a Rescue Centre which accommodates rescued wild animals and treats them to come out of stress.

**Source: Director, Arignar Anna Zoological Park, Vandalur, Chennai**

### **Biosphere Reserve (BR):**

Biosphere Reserve (BR) is an international designation by UNESCO for representative parts of natural and cultural landscapes extending over large area of terrestrial or coastal/ marine ecosystems or a combination thereof. BRs are designated to deal with the conservation of biodiversity, economic and social development and maintenance of associated cultural values. Biosphere Reserves are thus special environments for both people and nature and are living examples of how human beings and nature can co-exist while respecting each other's needs. The Biosphere Reserve Programme is guided by UNESCO's Man and Biosphere (MAB) programme, as India is a signatory to the landscape approach supported by MAB programme. The scheme called Biosphere Reserve was implemented by the Government of India in 1986. There are 18 Biosphere Reserves in the country. Agasthyamalai (Karnataka - Tamil Nadu -Kerala), Nilgiri (Tamil Nadu - Kerala), Gulf of Mannar (Tamil Nadu) are the BRs notified in Tamil Nadu.

### **Sacred Groves**

A sacred grove or sacred woods are any grove of trees that are of special religious importance to a particular culture. Sacred groves feature in various cultures throughout the world.

### **Ex-Situ Conservation**

It is conservation of selected rare plants/ animals in places outside their natural homes. It includes offsite collections and gene banks.

### **Offsite Collections:**

They are live collections of wild and domesticated species in Botanical gardens, Zoological parks, Wildlife safari parks, Arborata (gardens with trees and shrubs). The organisms are well maintained for captive breeding programmes. As a result, many animals which have become extinct in the world continue to be maintained in Zoological Parks. As the number increases in captive breeding, the individuals are selectively released in the wild. In this way the Indian crocodile and Gangetic dolphin have been saved from extinction.

### Gene Banks:

Gene banks are a type of biorepository which preserve genetic materials. Seeds of different genetic strains of commercially important plants can be stored in long periods in seed banks, gametes of threatened species can be preserved in viable and fertile condition for long periods using cryopreservation techniques. However, it is not economically feasible to conserve all biological wealth and all the ecosystems. The number of species required to be saved from extinction far exceeds the conservation efforts.

### Different between Insitu and Exsitu Conservation

Insitu Conservation	Exsitu Conservation
It is the on-site conservation or the conservation of genetic resources in natural populations of plant or animal species.	This is a conservation strategy which involves placing of threatened animals and plants in special care locations for their protection.
It is the process of protecting an endangered plant or animal species in its natural habitat, either by protecting or restoring the habitat itself, or by defending the species from predators.	It helps in recovering populations or preventing their extinction under simulated conditions that closely resemble their natural habitats.
National Parks, Biosphere Reserve, Wild Life Sanctuaries form insitu conservation strategies	Zoological parks and Botanical gardens are common exsitu conservation programs.

### Role of WWF and CITES

World Wild Fund for Nature (WWF) is an international non-governmental charitable trust founded in 1961, with headquarters at Gland, Vaud, Switzerland. It aims at wildness preservation and the reduction of human impact on the environment. It was formerly named the World Wildlife Fund. The living planet report is being published every two years by WWF since 1998. The vision of WWF is to conserve nature and reduce the most pressing threats to the diversity of life on Earth by conserving the world's most ecologically important regions, protect and restore species and their habitats, strengthen local communities' ability to conserve the natural resources they depend upon and to ensure that the value of nature is reflected in decision made by individuals, communities, governments and businesses.

### CITES:

The Convention on International Trade in Endangered Species (CITES) of wild fauna and flora, also known as the Washington Convention, is a multilateral treaty to protect endangered plants and animals. It was drafted from a resolution adopted from a meeting of members of the IUCN in 1963 and opened for signature

in 1973. It came into force during July 1975. It aims to ensure that international trade in specimens of wild animals and plants should not be a threat to the survival of the species in the wild. It accords varying degrees of protection to more than 35,000 species of animals and plants.

## **ZOOLOGICAL SURVEY OF INDIA**

The Zoological Survey of India (ZSI) was established in 1916 to promote survey, exploration and research leading to the advancement in our knowledge of various aspects of biodiversity of our country.

### **The objectives of ZSI are:**

- Exploration, Survey, Inventorying and Monitoring of faunal diversity in various states, ecosystems and protected areas of India.
- Periodic review of the status of threatened and endemic species.
- Preparation of Red Data Book and Fauna of India.
- Biological studies on selected important species.
- Maintenance and Development of National Zoological Collections.

## **Restoration of Degraded Habitat**

### **Biodiversity conservation through eco development - an Indian case study**

The Forestry Research Education and Extension Project FREEP (A World Bank Initiative) in India is employing a strategy called 'eco development' which enlists local commodities in the preservation of biodiversity. The strategy involves developing alternate resources and sources of income for those who depend on the protected natural habitat (forest) for their livelihood.

FREEP is conducting pilot eco-development programmes in the Kalakad-Mundanthurai Tiger Reserve (KMTR) in Tamil Nadu. The reserve contains a unique and varied array of flora ranging from thorn and dry teak to tropical evergreen, and supports a rich variety of birds and mammals, including tigers, leopards and elephants. The last tiger refuge in Tamil Nadu, the KMTR is one of 50 sites covered under the Indian Government's Project Tiger, a programme receiving international assistance to enhance tiger habitat.

Over 100 villages are now participating in the KMTR project. Communities and individual farmers have planted fuelwood and fodder plantations. Some villagers have installed cow dung-based gas plants for home fuel needs and are using fuel-saving pressure cookers and more efficient wood-burning stoves (smokeless chulas). Loans for a wide array of alternative income-generating activities such as dairy and poultry farming, tailoring, coconut leaf weaving, and setting up tea and dry goods shops are made available. Thus, the eco-development programme at the KMTR is rapidly coming to be seen as a model for conserving biodiversity through local participation.

## **Biodiversity Act (BDA)**

The Convention on Biological Diversity (CBD) is a United Nations initiative to protect Biodiversity and encourage the sustainable use of natural resources. The convention was held in 1992 at the 'Earth Summit' in Brazil. India is a signatory of the CBD. The Biological Diversity Act, 2002 is an Act of the Parliament of India for preservation of biological diversity in India, and provides mechanism for equitable sharing of benefits arising out of the use of traditional biological resources and knowledge. The Act was enacted to meet the obligations under Convention on Biological Diversity (CBD), to which India is a party.

The National Biodiversity Authority (NBA) was established by the Central Government in 2003 to implement India's Biological Diversity Act (2002). The NBA is a Statutory Body and it performs facilitative, regulatory and advisory functions for the Government of India on issues of conservation, sustainable use of biological resources and fair and equitable sharing of benefits arising out of the use of biological resources. The Headquarters of the NBA is situated in Chennai.

## 12<sup>th</sup> Zoology

### Unit - 13 Environmental Issues

#### **Bio-magnification**

Food chains are components of all ecosystems. Producers and consumers form trophic levels in a chain through which energy flow is carried out by the process of eating and being eaten. Usage, storage and transformation of food and biomolecules by metabolism are a normal process. Degradation or breakdown is an essential part of any food chain and hence all naturally occurring substances are degradable.

#### **Bio- magnification of DDT**

When non-degradable substances enter the food chain, they do not get metabolized or broken down or expelled and instead get transferred up the trophic levels of the food chain. During this process, they show an increase in concentration which is referred to as biomagnification. This results in increased toxicity and may even be lethal. This phenomenon is well established for mercury and DDT. Figure 13.4 schematically shows biomagnification of DDT in an aquatic food chain where the concentration of DDT is enhanced at successive trophic levels.

#### **Eutrophication**

When run-off from land containing nutrients reaches water bodies like lakes, it results in dense growth of plant life. This phenomenon is called Eutrophication. Natural aging of lakes also leads to nutrient enrichment of its water. In a lake, the water is cold and clear (oligotrophic stage), supporting little life. With time, streams draining into the lake introduce nutrients such as nitrates and phosphates, which encourage the growth of aquatic organisms. Aquatic plants and animal life grow rapidly, and organic remains begin to be deposited on the lake bottom (mesotrophic stage).

Pollutants from anthropogenic activities like effluents from the industries and homes can radically accelerate the aging process. This phenomenon is known as Cultural or Accelerated Eutrophication. Nutrients stimulate the growth of algae, water hyacinth and can cause clogging of canals, rivers and lakes as well as, displacing native plants. It causes unsightly foam and unpleasant odours, and deprives the water of dissolved oxygen.

#### **Organic Farming and Its Implementation**

It is a method of farming system which primarily aims at cultivating the land and raising crops in such a way, so as to keep the soil alive and in good health by use of organic wastes (crop, animal and farm wastes, aquatic wastes) and other biological materials along with beneficial microbes (biofertilizers) to release nutrients

to crops for increased sustainable production in an eco-friendly pollution free environment.

G. Nammalvar was a supporter and expert of organic farming. He was an agricultural scientist, environmental activist celebrated for his work on spreading Ecological farming & Organic farming. He was against the use of chemical fertilisers and pesticides. He trained hundreds of farmers in natural farming. Nammalvar was the author of several Tamil and English books on natural farming, pesticides & fertilisers and was featured in magazines & television programs. He founded the Nammalvar Ecological Foundation for Farm Research and Global Food Security Trust or simply Vaanagam at Karur, Tamilnadu. He developed social forest at Ammankurai and the Kolunji Ecological Farm in Pudukottai. He and his friends made a 10-acre barren land into fertile cultivable land in the dry Pudukottai district. He planted 52 varieties of trees in the same waste land extending in 20 acres. His organization 'Kudumbam' preserves and regenerates hundreds of native flora and fauna, in order to ensure a sustainable livelihood.

## **Integrated Wastewater Management**

### **Wastewater Treatment**

Wastewater or sewage originates from domestic waste waters, industrial wastes and animal wastes. Realizing the importance of clean potable water, the Government passed the Water (Prevention and Control of Pollution) Act in 1974, which made it mandatory to treat wastewater in treatment plants. The treatment can be carried out by three ways:

1. Physical methods
2. Chemical methods
3. Biological methods

#### **1. Physical methods of wastewater treatment**

Wastewaters containing insoluble substances or colloids are treated through processes such as flotation, sedimentation, filtration and centrifugal separation.

#### **2. Chemical methods of Wastewater treatment**

Chemical methods of wastewater treatment include:

- Generation of insoluble solids.
- Produce an insoluble gas.
- Produce biologically degradable substances from a non-biodegradable substance.

- Oxidize or reduce to produce a non-objectionable substance.

### 3. Biological methods of Wastewater treatment

1. Bioremediation of wastewater includes the aerobic treatment (oxidation ponds, aeration lagoons) and anaerobic treatment (anaerobic bioreactors, anaerobic lagoons).
2. Phytoremediation of wastewater includes constructed wetlands, Root Zone Wastewater Treatment (RZWT), and Decentralized Waste Water Treatment System (DEWATS) (Fig. 13.6 a).

**Case Study:** Auroville, located in South India near Puducherry has been experimenting with natural wastewater recycling systems (Fig:13.6a). Such treatment plants have now also been implemented in Aravind Eye Hospital, Puducherry and the Chennai Mathematical Institute, Siruseri IT Park, Chennai.

### Solid Waste Management

Every day, tonnes of solid wastes are disposed of at landfill sites. This waste comes from homes, offices, industries and various other agricultural related activities. These landfill sites produce foul smell if waste is not stored and treated properly. When hazardous wastes like pesticides, batteries containing lead, cadmium, mercury or zinc, cleaning solvents, radioactive materials, e-waste and plastics are mixed up with paper and other scraps and burnt, they produce gases such as dioxins. These gases are toxic and carcinogenic. These pollute the surrounding air, ground water and can seriously affect the health of humans, wildlife and our environment. The following are major sources of solid waste.

### People's Participation in Conservation of Forests

People's participation is vital in forest conservation, especially those living in them or close to the forest. This is referred to as Community forestry, which varies widely in legal, political and cultural settings and the term covers a wide range of experiences and practices. The Bishnois, who are known conservators of their forest, were inspiration to many people's participatory movements for Environmental protection in India. The **Chipko movement** resisted the destruction of forests of India in the 1970s. **Sunderlal Bahuguna** was the leader of this movement. People in the movement hugged the trees, and prevented felling of trees by contractors.

The 'Forest man of India', **Jadav Payeng** who created 1,360 acres of dense and defiant forest was born in Arunasapori (a river island on the Brahmaputra). He had just completed his Class X exams in 1979 when he started to sow the seeds and shoots on the eroded island covered with sand and silt. Thirty-six years later he had converted the once unproductive land into a forest. Payeng's forest is now home to

five Royal Bengal tigers, over a hundred deer, wild boar, vultures, and several species of birds. For his remarkable initiative, the Jawaharlal Nehru University invited Payeng in 2012 on Earth Day and honoured him with the title of the 'Forest Man of India'. Later, the President APJ Abdul Kalam felicitated him with a cash award in Mumbai. The same year, he received the 'Padma Shri'.

The Indian Constitution also stresses on the importance of the role of the People in protecting their environment.

Amrita Devi was a brave lady from Khejarli Village of Jodhpur District, Rajasthan. She sacrificed her life to maintain Bishnoi Dharma. In 1730, Maharaja Abhay Singh, ruler of Marwar, Rajasthan state wanted to log green Khejri (*Prosopis cineraria*) trees to burn lime for the construction of his new palace. Since there was a lot of greenery in the Bishnoi villages even in the middle of Tar Desert, the king ordered his men to get the wood from Khejri trees. When she came to know about the cutting of trees by the King's men, she and many others had hugged the Khejri trees to save from cutting. But king's men killed Amrita Devi along with more than 363 other Bishnois. It was a Tuesday, black Tuesday in Khejarli. This incident took place to save trees and is recorded in India's history. To commemorate her bravery, the Government of Rajasthan and Madhya Pradesh have initiated the prestigious state level award named as 'Amrita Devi Bishnoi Smriti Award' for excellent contribution to the protection and conservation of wildlife.

### **Ecosan Toilets**

About 150 liters of wastewater at an average is generated by an Indian individual daily, and a large amount of it is generated from toilets. Ecological sanitation (EcoSan) is a sustainable system for handling human excreta by using dry composting toilets. EcoSan toilets not only reduce wastewater generation but also generate the natural fertilizer from recycled human excreta, which forms an excellent substitute for chemical fertilizers. This method is based on the principle of recovery and recycling of nutrients from excreta to create a valuable supply for agriculture. 'EcoSan' toilets are being used in several parts of India and Sri Lanka.

.....



10<sup>TH</sup> STD  
UNIT - 22. ENVIRONMENTAL MANAGEMENT

### Forest and its Importance

Forests are an important component of our environment and are dominated by microorganisms, flowering plants, shrubs, climbers, dense trees and provide a vast habitat for wild animals. Forests also contribute to the economic development of our country. Forests are vital for human life, it is a source for a wide range of renewable natural resource. They provide wood, food, fodder, fibre and medicine. Forests are major factor of environmental concern. They act as carbon sink, regulate climatic conditions, increase rainfall, reduce global warming, prevent natural hazards like flood and landslides, protect wildlife and also act as catchments for water conservation. They also play a vital role in maintaining the ecological balance.

### Deforestation and its Effects

Deforestation is the destruction of large area of forests. This happens for many reasons like intensive agriculture, urbanization, construction of dams, roads, buildings and industries, hydroelectric projects, forest fires, construction of mountain and forest roads. It is a threat to the economy, quality of life and future of the environment. India is losing about 1.5 million hectares of forest cover every year.

### Effects of Deforestation

Deforestation gives rise to ecological problems like floods, drought, soil erosion, loss of wild life, extinction of species, imbalance of biogeochemical cycles, alteration of climatic conditions and desertification.

### Conservation of Forests

India has an area of 752.3 lakh hectare classified as reserved forests and 215.1 lakh hectare as protected forests. The important measures taken for conservation of forests are as follows

**Afforestation:** Activities for afforestation programme (Van Mahotsav) includes planting and protecting trees with multiple uses which help in restoration of green cover. Destruction of trees should be curtailed.

**Social forestry programme:** It should be undertaken on a large scale with active participation of the public and utilization of common land to produce firewood, fodder and timber for the benefit of the rural community. This relieves pressure on existing forests and to safeguard future of tribals.

**Forest Conservation through Laws:** Adopting stringent laws and policies to conserve and protect forests are through National Forest Policy, (1952 and 1988) and Forest Conservation Act, 1980.

## Wildlife and its Conservation

Wild life refers to the undomesticated animals living in their natural habitats (forests, grasslands and deserts) an area without human habitation. They are needed for maintaining biological diversity. It also helps in promoting economic activities that generates revenue through tourism. Conservation of forest and wildlife is interrelated with each other.

### Decline in Wildlife Population

Wildlife of India is a great natural heritage. Exploitation of wildlife resources has decreased global wildlife population by 52% between 1970 and 2014. Over exploitation and shrinking of forest cover areas has resulted in animals becoming extinct, some are threatened and some are on the verge of extinction. In recent years, increase in human encroachment has posed a threat to India's wildlife.

### Aims of Wildlife Management

The main aim of wildlife conservation are:

- ◆ To control and limit exploitation of species.
- ◆ To preserve the plants and animals from extinction.
- ◆ Maintenance of threatened species and protect species which are on the verge of extinction.
- ◆ Preserve the endangered species.
- ◆ To study the ecological relationship of the plants and animals in natural habitat.
- ◆ Hunting and poaching should be prohibited.
- ◆ Establishment of National parks, Wildlife sanctuaries, protected areas and Biosphere reserves.

**The Wildlife protection Act** was established in 1972. The provisions of the act are

- ◆ Prohibit killing and hunting of specified animals.
- ◆ Constitute sanctuaries, national parks, and closed areas for wildlife conservation.
- ◆ Special schemes for preservation of endangered species.
- ◆ Constitute Central Zoo Authority and recognition of zoos.
- ◆ Restrict, regulate or prohibit trade in wild animals and products obtained from them.

### No You Know?

- ◆ Jim Corbett National Park was the first to be established in 1936 in Uttarakhand, India.
- ◆ There are 15 biosphere reserves in India.
- ◆ The Nilgiris is a biosphere reserve in Tamil Nadu.

## Organisations Involved in Conservation of Wildlife

- (i) Indian Board for WildLife (IBWL)
- (ii) World Wildlife Fund (WWF) for Nature
- (iii) World Conservation Union (WCN)
- (iv) International Union for Conservation of Nature and Natural resources (IUCN)
- (v) Convention of International Trade in Endangered Species (CITES)
- (vi) Bombay Natural History Society
- (vii) Wild life Preservation Society of India, Dehradun

### Info bits

#### Wildlife Conservation Initiatives In India.

- ◆ Project Tiger and Project Elephant has been launched in 1973 and 1992 respectively
- ◆ Crocodile Conservation Project was launched in 1976.
- ◆ Sea Turtle Conservation Project was launched in 1999.
- ◆ Indian Rhino Vision 2020 is to conserve at least 3000 greater one-horned rhinos in Assam, India by 2020.

## Soil Erosion

The top layers of soil contain humus and mineral salts, which are vital for the growth of plants. Removal of upper layer of soil by wind and water is called soil erosion. Soil erosion causes a significant loss of humus, nutrients and decrease the fertility of soil.

### Agents of Soil Erosion

Agents of soil erosion are high velocity of wind, air currents, flowing water, landslide, human activities (deforestation, farming and mining) and overgrazing by cattle.

### Management of Soil Erosion

- ◆ Retain vegetation cover, so that soil is not exposed.
- ◆ Cattle grazing should be controlled.
- ◆ Crop rotation and soil management improve soil organic matter.
- ◆ Runoff water should be stored in the catchment.
- ◆ Reforestation, terracing and contour ploughing.
- ◆ Wind speed can be controlled by planting trees in form of a shelter belt.

## E-Wastes and its Management

E-wastes are generally called as electronic wastes, which includes the spoiled, outdated, non-repairable electrical and electronic devices. These wastes contain toxic metals like lead, cadmium, chromium and mercury, though also contain iron,

copper, silicon, aluminum and gold which can be recovered. Nevertheless, only 5 % of e-wastes produced are recycled.

### Sources of e-wastes

**Electronic devices:** Computers, laptops, mobile phones, printers, monitors, televisions, DVD players, calculators, toys, sport equipments, etc.

**Household electrical appliances:** Refrigerators, washing machine, microwave oven, mixer, grinder, water heater, etc.

**Accessories:** Printing cartridges, batteries and chargers.

### E-wastes include

Computer components -66%

Telecommunication components - 12 %

Electronic components -5 %

Biomedical components -7 %

Other components -6 %

### Environmental impact of e-wastes

Disposal of any kind of electrical and electronic devices without knowledge can become the landfill and water pollutants.

Electronic equipments contain many hazardous heavy metals such as lead, cadmium that can cause severe soil and groundwater pollution.

E-waste dumping yards and the places nearby are polluted and cause severe health hazard.

### Sewage Management

Untreated sewage or wastewater generated from domestic and industrial process is the leading polluter of water sources in India. Sewage water results in agricultural contamination and environmental degradation.

### Sources of Sewage/wastewater

- ◆ Domestic purpose or household activities
- ◆ Dye and textile industries
- ◆ Leather industries
- ◆ Sugar and breweries industries
- ◆ Paper and pulp industries

### Sewage/wastewater treatment method

The conventional wastewater treatment methods involve the following steps

**(a) Pre-screening (b) Aeration (c) Sludge Management and (d) Water Reuse.**

**Pre-screening:** Wastewater generated from domestic and industrial activities is screened to remove soil and solid particulates.

**Aeration:** Screened wastewater is then pumped to an aeration tank. Here the microbial contaminants are removed by the biological degradation that occurs in the presence of air.

**Sedimentation process:** In this process, the solid particles in suspension form are allowed to settle. The particles that settle out from the suspension is known as sludge.

**Sludge removal:** The sludge generated by the degradation process is transferred periodically from the tank for safe disposal.

**Disinfection:** Chlorination and ultraviolet (UV) radiation of treated water is required to remove any microorganism contamination.

**Water recycling:** The water will then be supplied for domestic or industrial purposes.

### **Solid Waste Management**

Solid wastes mainly include municipal wastes, hospital wastes, industrial wastes and e-wastes etc. The solid wastes are dumped in the soil which results in landscape pollution.

Solid-waste management involves the collection, treatment and proper disposing of solid material that is discarded from the household and industrial activities.

### **Methods of solid wastes disposal**

(i)**Segregation:** It is the separation of different type of waste materials like biodegradable and non biodegradable wastes.

(ii)**Sanitary landfill:** Solid wastes are dumped into low lying areas. The layers are compacted by trucks to allow settlement. The waste materials get stabilised in about 2-12 months. The organic matter undergoes decomposition.

(iii)**Incineration:** It is the burning of nonbiodegradable solid wastes (medical wastes) in properly constructed furnace at high temperature.

(iv)**Composting:** Biodegradable matter of solid wastes is digested by microbial action or earthworms and converted into humus.

## Recycling of wastes

- Papers from old books, magazines and newspapers are recycled to produce papers in paper mills.
- Agricultural wastes like coconut shells, jute cotton stalk, bagasse of sugarcane can be used to make paper and hard board. Paddy husk can be used as livestock fodder.
- Cow dung and other organic wastes can be used in a go-biogas plant to provide biogas and manure for fields.

## 3R Approach

The 3R approach such as Reduce, Reuse and Recycle may be followed for effective waste management.



**9 th book**  
**Unit- 24 - Environmental Science**

**Biogeochemical Cycles (bio - life; geo - earth)**

Biosphere is the part of the earth where life exists. All resources of biosphere can be grouped into two major categories namely:

- (i) Biotic or living factors which include plants, animals and all other living organisms.
- (ii) Abiotic or non-living factors which include all factors like temperature, pressure, water, soil, air and sunlight which affect the ability of organisms to survive and reproduce.

There is a constant interaction between biotic and abiotic components in the biosphere and that makes the biosphere a dynamic and stable system. Cyclic flow of nutrients between non-living and living factors of the environment are termed as bio-geo-chemical cycles. Some of the important biogeochemical cycles are:

1. Water cycle 2. Nitrogen cycle 3. Carbon cycle

**Water Cycle**

Water cycle or hydrological cycle is the continuous movement of water on earth. In this process, water moves from one reservoir to another by processes such as evaporation, sublimation, transpiration, condensation, precipitation, surface runoff and infiltration, during which water converts itself to various forms like liquid, solid and vapour (Fig. 24.1).

**Evaporation:** Evaporation is a type of vaporization, where liquid is converted to gas before reaching its boiling point. Water evaporates from the surface of the earth and water bodies such as the oceans, seas, lakes, ponds and rivers.

**Sublimation:** Sublimation is conversion of solid to gas, without passing through the intermediate liquid phase. Ice sheets and ice caps from north and south poles, and icecaps on mountains, get converted into water vapour directly, without converting into liquid.

**Transpiration:** Transpiration is the process by which plants release water vapour into the atmosphere through stomata in leaves and stems.

**Condensation:** Condensation is the changing of gas phase into liquid phase and is the reverse of vaporisation. At higher altitudes, the temperature is low. The water vapour present there condenses to form very tiny particles of water droplets. These particles come close together to form clouds and fog.

**Precipitation:** Due to change in wind or temperature, clouds combine to make bigger droplets, and pour down as precipitation(rain). Precipitation includes drizzle, rain, snow and hail.

**Run off :**As the water pours down, it runs over the surface of earth. Runoff water combines to form channels, rivers, lakes and ends up into seas and oceans.

**Infiltration:** Some of the precipitated water moves deep into the soil. Then it moves down and increases the ground water level.

**Percolation:** Some of the precipitated water flows through soil and porous or fractured rock.

Infiltration and percolation are two related but different processes describing the movement of water through soil.

### Human impacts on water cycle

Major human activities affecting the water cycle on land are urbanisation, dumping of plastic waste on land and into water, polluting water bodies and deforestation.

### Nitrogen Cycle

Nitrogen is the important nutrient needed for the survival of all living organisms. It is an essential component of proteins, DNA and chlorophyll. Atmosphere is a rich source of nitrogen and contains about 78% nitrogen. Plants and animals cannot utilize atmospheric nitrogen. They can use it only if it is in the form of ammonia, amino acids or nitrates.

Processes involved in nitrogen cycle are explained below.

**Nitrogen fixation :**Nitrogen fixation is the conversion of atmospheric nitrogen, which is in inert form, to reactive compounds available to living organisms. This conversion is done by a number of bacteria and **blue green algae** (Cyanobacteria).

**Leguminous plants** like pea and beans have a symbiotic relationship with nitrogen fixing bacteria *Rhizobium*. *Rhizobium* occur in the root nodules of leguminous plants and fix nitrogenous compounds.

**Nitrogen assimilation:** Plants absorb nitrate ions and use them for making organic matter like proteins and nucleic acids. Herbivorous animals convert plant proteins into animal proteins. Carnivorous animals synthesize proteins from their food.

**Ammonification:** The process of decomposition of nitrogenous waste by putrefying bacteria and fungi into ammonium compounds is called ammonification. Animal proteins are excreted in the form of urea, uric acid or ammonia. The putrefying bacteria and fungi decompose these animal proteins, dead animals and plants into ammonium compounds.



**Nitrification:** The ammonium compounds formed by ammonification process are oxidised to soluble nitrates. This process of nitrate formation is known as nitrification. The bacteria responsible for nitrification are called as nitrifying bacteria.

### Microorganisms involved in nitrogen cycle

Role played in nitrogen cycle	Name of the Microorganisms
Nitrogen fixation	Azotobacter (in soil) Rhizobium (in root nodules) Blue green algae- Nostoc
Ammonification	Putrefying bacteria, Fungi
Nitrification	Nitrifying bacteria i. Nitrosomonas ii. Nitrobacter
Denitrification	Denitrifying bacteria Pseudomonas

animals release carbon into atmosphere in the form of carbon dioxide. Carbon dioxide is also returned to the atmosphere through decomposition of dead organic matter, burning fossil fuels and volcanic activities.

### Human impacts on carbon cycle

More carbon moves into the atmosphere due to burning of fossil fuels and deforestation. Most of the carbon in atmosphere is in the form of carbon dioxide. Carbon dioxide is a greenhouse gas. By increasing the amount of carbon dioxide, earth becomes warmer. This leads to greenhouse effect and global warming.

### Water Conservation

Water conservation is the preservation, control and management of water resources. It also includes activities to protect the hydrosphere and to meet the current and future human demand.

### Importance of Water Conservation

- It creates more efficient use of the water resources.
- It ensures that we have enough usable water.
- It helps in decreasing water pollution.
- It helps in increasing energy saving.

### Water Conservation Measures

#### Industrial conservation

Water conservation measures that can be taken by industries are:

- using dry cooling systems.

- if water is used as cooling agent, reusing the water for irrigation or other purposes.

### **Agricultural conservation**

Agricultural water is often lost due to leaks in canals, run off and evaporation. Some of the water conserving methods are:

- using lined or covered canals that reduce loss of water and evaporation.
- using improved techniques such as sprinklers and drip irrigation.
- encouraging the development of crops that require less water and are drought resistant.
- mulching of soil in vegetable cultivation and in horticulture.

**World Water Day on 22nd March every year, is about focusing attention on the importance of water.**

### **Domestic conservation**

All of us have the responsibility to conserve water. We can conserve water by the following activities:

- Using a bucket of water to take bath than taking a shower.
- Using low flow taps.
- Using recycled water for lawns.
- Repairing the leaks in the taps.
- Recycling or reusing water wherever it is possible.

### **Strategies adopted to conserve Water**

- (i) Rain water harvesting.
- (ii) Improved irrigation techniques.
- (iii) Active use of traditional water harvesting structures.
- (iv) Minimising domestic water consumption.
- (v) Awareness on water conservation.
- (vi) Construction of farm ponds.
- (vii) Recycling of water.

### **Farm Ponds**

Farm ponds are used as one of the strategies to support water conservation. Much of the rainfall runs off the ground. The run off not only causes loss of water but also washes away precious top soil. Farm ponds help the farmers to store water and to use it for irrigation.

## Layout of a Farm Pond

Farm pond is a dugout structure with definite shape and size. They have proper inlet and outlet structures for collecting the surface runoff flowing from the farm area. The stored water is used for irrigation.

## Advantages of Farm Ponds

The advantages of farm ponds are:

- They provide water to growing crops, without waiting for rainfall.
- They provide water for irrigation, even when there is no rain.
- They reduce soil erosion.
- They recharge ground water.
- They improve drainage.
- The excavated soil can be used to enrich soil in fields and levelling lands.
- They promote fish rearing.
- They provide water for domestic purposes and livestock.

## Water Recycling

Water recycling, apart from rain water harvesting, is also one of the key strategies to conserve water. Water recycling is reusing treated wastewater for beneficial purposes such as agricultural and landscape irrigation, industrial processes, flushing in toilets and ground water recharge.

## Wastewater Recycling Stages

Conventional waste water treatment consists of a combination of physical, chemical and biological processes which remove solids, organic matter and nutrients from waste water. The waste water treatment involves the following stages:

### Primary treatment

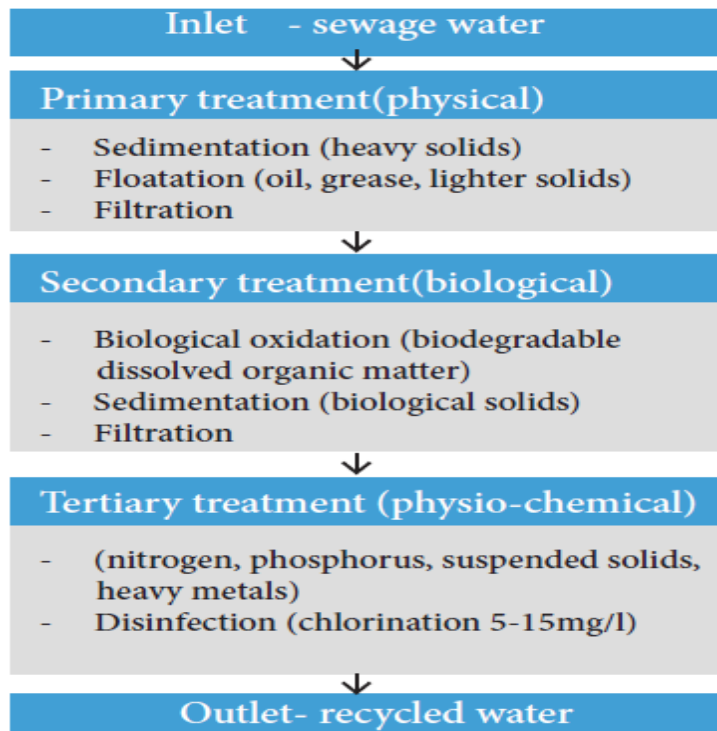
Primary treatment involves temporary holding of the wastewater in a tank. The heavy solids get settled at the bottom while oil, grease and lighter solids float over the surface. The settled and floating materials are removed. The remaining liquid undergoes secondary treatment.

### Secondary treatment

Secondary treatment is used to remove the biodegradable dissolved organic matter. This is performed in the presence of oxygen by aerobic microorganisms (Biological oxidation). The microorganisms must be separated from treated water waste by sedimentation. After separating the sediments of biological solids, the remaining liquid is discharged for tertiary treatment.

## Tertiary treatment

Tertiary or advanced treatment is the final step of sewage treatment. It involves removal of inorganic constituents such as nitrogen, phosphorus and microorganisms. The fine colloidal particles in the sewage water are precipitated by adding chemical coagulants like alum or ferric sulphate.



## Uses of Recycled Water

- Agriculture
- Landscape
- Public parks
- Cooling water for power plants and oil refineries
- Toilet flushing
- Dust control
- Construction activities

## IUCN (International Union for Conservation of Nature and Natural Resources)

IUCN is an international organization working in the field of nature conservation and sustainable use of natural resources. IUCN is the global authority on the status of the natural world and the measures needed to safeguard it.

## Vision of IUCN

The vision of IUCN is 'A just world that values and conserves nature'.

## Mission of IUCN

The mission of IUCN is to influence, encourage and assist societies throughout the world to conserve the integrity and diversity of nature and to ensure that any use of natural resources is equitable and ecologically sustainable.

The organization is best known to the wider public for compiling and publishing the IUCN red list of threatened species, which assesses the conservation status of species worldwide.

India, a mega diverse country with only 2.4 % of world's land area, accounts for 7-8% of all recorded species. It includes over 45,000 species of plants and 91,000 species of animals. The country's diverse physical features and climatic conditions have resulted in a variety of ecosystems such as forests, wetlands, grasslands, desert, coastal and marine ecosystems. Four of 34 globally identified biodiversity hotspots are found in India. They are:

- The Himalayas
- The Western ghats
- The North-East
- The Nicobar islands

India became state member of IUCN in 1969, through the Ministry of Environment, Forest and Climate change (MoEFCC).

IUCN was founded on 5th October 1948 at Gland, Switzerland.

## 8<sup>th</sup> book

### Unit - 8 CONSERVATION OF PLANTS AND ANIMALS

#### Deforestation

Forests are the important renewable resources. They cover about 30 percent of the world's land surface. They produce oxygen and maintain the level of carbon dioxide in the atmosphere. Forests provide many important goods such as timber, paper and medicinal plants. They control water runoff, protect soil, and regulate climate changes. But the forests all around the world are being destroyed. Destruction of forests in order to make the land available for different uses is known as deforestation. Deforestation has resulted in several ecological imbalances such as increase in temperature, deficiency in rainfall etc. It has also resulted in the extinction of several species of animals and plants.

#### Causes of Deforestation

Deforestation may be caused by nature or it may be due to human activities. Fires and floods are the natural causes for deforestation. Human activities which are responsible for deforestation include agricultural expansion, cattle breeding, illegal logging, mining, oil extraction, dam construction and infrastructure development. Let us study about some of them in this section.

#### Agricultural Expansion

With increasing population, there is an overgrowing demand for food production. Hence, large amount of trees are chopped down for crops and for cattle grazing. More than 40% of the forests are cleaned to obtain land and to meet the needs of agriculture.

#### Urbanization

Increase in population necessitates the expansion of cities. With the expansion of cities more land is needed to establish housing and settlement. Requirements like construction of roads, development of houses, mineral exploitation and expansion of industries also arise due to urbanisation. Forests are destroyed to meet all these needs.

#### Mining

Mining of coal, diamond and gold require a large amount of forest land. So, a large number of trees is cut down to clear the forest area. Moreover, the waste that comes out from mining pollutes the environment and affects the nearby plants.

## Construction of dams

To provide water supply to the increasing population, large size dams are constructed. Hence, a great extend of forest area is being cleared.

## Timber Production

We need wood to meet the needs of our daily life. Wood-based industries like paper, match-sticks, furniture need a substantial amount of wood supply. Wood is the most commonly used fuel. Thus, a large number of trees are being cut down for fuel supplies. Some people are involved in illegal wood cutting and destroy more number of trees. This is the main reason for the destruction of some valuable plants.

Chipko Movement is primarily a forest conservation movement. The word 'Chipko' means 'to stick' or 'to hug'. SunderlalBahuguna was the founder of this movement. It was started in 1970s with the aim of protecting and conserving trees and preserving forest from being destroyed.

## Forest fire

In many forests, fires are usually expected from time to time. They may be caused by humans, accidents or natural factors. Forest fires wipe out thousands of acres of forest land each year all over the world. This has tremendous effects on biodiversity and the economy as well.

## Cyclones

Cyclones destroy the trees on a massive scale. They not only destroy the trees but also affect the livelihood of so many people who depend on them.

## Effects of Deforestation

There has been a long history of interdependence between man and the forests. Our survival without forest will be very difficult. They supply us the oxygen we need, cause rainfall and provide so many things needed for our life. But increase in population has resulted in the destruction of forests. Every year 1.1 crore hectares of forests has been cut down around the world. In India alone 10 lakh hectares of forests are destroyed which has resulted in so many harmful effects. Let us study about some of them.

### a. Extinction of species

Deforestation has resulted in the loss of many wonderful species of plants and animals and many are on the verge of extinction. More than 80% of the world's species remain in the tropical rainforest. Reports say that about 50 - 100 species of animals are being lost each day as a result of destruction of their habitats.

### **b. Soil Erosion**

Widespread trees in the forests protect the soil from the heat of the sun. When the trees are cut down, soils are exposed to the sun's heat. Extreme temperature of the summer dries up the moisture and makes the nutrients to evaporate. It also affects the bacteria that helps in the breakdown of organic matter. The roots of the trees retain the water and the top soil which provides nutrients to the plants. When the trees are cut down, soil is eroded and washed away along with the nutrients.

### **c. Water cycle**

Trees suck the water from the roots and release the water into the atmosphere in the form of vapour during transpiration. When trees are cut down the amount of water vapour released decreases and hence there is a decrease in the rainfall.

### **d. Floods**

Trees absorb and store a large amount of water with the help of their roots. When the trees are cut down, the flow of water is disrupted and it leads to flooding in some areas.

Amazon forest is the largest rain forest in the world, located in Brazil. It covers 6000000 square km. It helps to stabilize the earth's climate and slow global warming by fixing Co<sub>2</sub>, and producing 20% of the world's oxygen in the process. It has about 390 billion trees. It is the lungs of the planet.

### **e. Global warming**

We inhale oxygen present in the atmosphere and release carbon dioxide as waste. In turn trees absorb the carbon dioxide and provide us the oxygen during photosynthesis. Deforestation reduces the number of trees and hence the amount of carbon dioxide accumulates in the atmosphere. Carbon dioxide along with water vapor, methane, nitrous oxide and ozone forms the green house gases. These gases are responsible for global warming.

The solar energy falling on the earth's surface is reflected into the atmosphere. A part of this energy is reflected by the green house gases back to the earth to keep it warm and a part goes into the space. But gases such as methane and carbon dioxide accumulating in the atmosphere trap the heat energy inside the atmosphere leading to increase in temperature. This is called global warming. This results in the melting of glaciers in the polar region and affects the living organisms like polar bear.



## f. Destruction of home land

Indigenous people live in and depend on forests for their survival. They get their food and many other resources from the forests. Destruction of forests affects their livelihood .

### **Afforestation**

Afforestation is the process of planting trees, or sowing seeds, in a barren land to create a forest. As we all know due to deforestation the climate is changing alarmingly in these days and there is no seasonal rainfall. Because of this many cities are facing water scarcity and many of the lands are becoming barren. Water is needed for life to exist on the earth.

The term social forestry was first used in 1976 by the then National Commission on Agriculture, Government of India. It means the management and protection of forests and afforestation on barren land with the purpose of helping the environment, social and rural development. It is to raise the plantations thereby reducing the pressure on the traditional forest area.

Afforestation helps us to create the forests differently from natural forests.

### **Importance of Afforestation**

The world is experiencing a great change in the climate in the recent years than ever before. These changes in the climate have given an alarming signal to everyone. To protect our planet earth afforestation would be a better solution. Importance of afforestation is given below.

- Afforestation helps the wild animals and even humans to have shelter and to find their food source.
- Through afforestation we can increase the supply of oxygen. Trees planted can increase the water vapour in the atmosphere to get the rainfall.
- By planting trees the amount of carbon dioxide in the atmosphere can be reduced and thus the effects of air pollution, green house gases and global warming can be controlled.
- Afforestation enables us to avoid desertification of land.
  
- Barren lands experience strong winds and it causes soil erosion. Top soil is washed away during rainfall. Afforestation helps to grow more trees so that they can hold the top soil along with the nutrients.
- Creating forests provides us fodder, fruits, firewood and many other resources.
- Industries need specific type of trees. Afforestation helps us to grow a particular type of trees.

WangariMaathai founded the Green Belt Movement in Kenya in the year 1977. GBM has planted over 51 million trees in Kenya. She was awarded the Nobel Peace Prize for 2004.

## Reforestation

Reforestation is the natural or intentional replanting of the existing forests that have been destroyed through deforestation. Reforestation may sound similar to afforestation but both of them are not same. Reforestation is replanting of trees in a land area which had lost its forest cover for some reason. But afforestation is growing forest in an area which originally had no tree cover. Reforestation is an effective strategy to fight global warming. In addition to benefiting the climate, reforestation helps in protecting important species of animals. Reforestation helps to rebuild habitats and degradation which are the leading threats to the health and endangerment of species.

## Importance of Reforestation

Both afforestation and reforestation are important for protecting the habitat, increasing the supply of forest products, finding solution to climate changes and for many other reasons. Importance of reforestation is given below.

- Reforestation improves the quality of air we breathe by reducing carbon dioxide in it.
- The effects of deforestation can be checked and global warming can be reduced.
- Reforestation restores habitat loss and degradation and threats to species.
- Forest restoration can reverse the damage done by soil erosion. Reforestation will revive the watersheds which are important aspects of environmental well-being.
- Reforestation maintains the water cycle of the area as trees absorb moisture through the leaves and roots.
- Transpiration of trees helps to restore the moisture of the atmosphere and to maintain the temperature in the local environment.
- 

## Difference between Deforestation and Reforestation

Deforestation	Reforestation
When the plants or trees are cut down, it is called deforestation.	When the plants or trees are grown or planted, it is called reforestation.
Deforestation has a negative effect on the environment.	Reforestation has a very good effect on the nature, as it builds the environment.

## Differences between Afforestation and Reforestation

Afforestation	Reafforestation
Trees are planted in new areas where there was no forest cover.	It is practiced in areas where forests have been destroyed.
One sapling is planted to get one tree.	Two saplings are planted to replace every felled tree.
It is practiced to bring more area under forest.	It is practiced to avoid deforestation

## Endangered Species

Our country is a home for variety of species and rich flora and fauna. Flora is the plant life occurring in a particular area. Fauna is the animal life occurring in a particular area. The Royal Bengal Tigers, the Asiatic Cheetah and several other birds are found in India. But due to various reasons like environmental pollution, deforestation, loss of habitat, human interference, poaching and hunting many animals in India are extinct and many are endangered. Species which no longer exist on earth are called extinct species. e.g. Dinosaurs, Dodo. An endangered species is an animal or a plant that is considered to be at the risk of extinction. It means that there are only few of them left on the earth and soon they might extinct. It is reported that nearly 132 species of plants and animals are critically endangered in India. Snow leopard, Bengal tiger, Asiatic lion, Purple frog and Indian giant squirrel are some of the endangered animals in India.

Many algae, fungi, bryophytes, ferns and gymnosperms are disappearing with the destruction of forests. And, each disappearing species may take away with it many species of animals and microbes which depend on them for food and shelter. Similarly, list of animals on the verge of being lost is endless. Prawns, oysters, lobsters, crabs, squid, octopus, cuttlefish, beetles, dragonfly, grasshoppers, fish and even frogs are dying of absorbing poisonous gases through their skin. Locust is one insect which has almost disappeared from India. Following animals are getting rare these days.

- ❖ Reptiles: Some lizards, turtles, crocodiles and gharials.
- ❖ Birds: Falcon, eagle, hawk, vulture, peacock-peahen, pigeon, duck.
- ❖ Mammals: Wild cats such as tigers, lions, deer such as chinkara and blackbuck, chiru (Tibetan goat), musk deer, rhino, elephants, blue whale, flying squirrel.

Each year, 22nd May is celebrated as World Biodiversity Day. Biodiversity is a term used to describe the different plants, animals, marine life, microorganisms, insects, habitats, ecosystem etc. that make our planet so unique and so fascinating.

<b>Endangered Plants</b>	<b>Endangered Animal</b>
Umbrella tree	Snow Leopard
Malabar lily	Asiatic Lion
Rafflesia flower	Lion tailed macaque
Indian mallo	Indian Rhinoceros
Musli plant	NilgiriTahr

### **Determination**

Whether a particular species is endangered or not is determined by the following ways.

- ❖ When the geographical range of the species is limited.
- ❖ The population of the species is limited i.e., less than 50 adult individuals.
- ❖ When the population has decreased or will decrease by more than 80% in 10 years.
- ❖ If the population is less than 250 individuals and is continuously declining at 25% for the past three years.
- ❖ There is a high possibility of extinction in the wild.

Yeoman Butterfly has been declared state butterfly of Tamil Nadu. This species is endemic to Western Ghats. It is among 32 butterfly species found in Western



### **Causes for Endangerment**

There are various reasons why a species may become endangered or extinct. Some of them are explained below.

#### **Loss of habitat**

Trees that provide food and shelter to so many species are destroyed due to human intervention.

#### **Over hunting and poaching**

Large number of animals is hunted for their horns, skin, teeth and many other valuable products.

## **Pollution**

Number of animals are affected by pollutions like air pollution and water pollution. In the recent years more number of animals is affected by wastes in the form of plastic.

## **New habitat**

Sometimes animals are taken by people to new habitat where they do not naturally live. Some of them may extinct and some may survive. The new ones may also get attacked by the species already living there and cause their extinction.

## **Chemicals**

We use pesticides and other chemicals to get rid of damaging insects, pests or weeds. But they can also poison desired plants and animals if we do not use them correctly.

## **Diseases**

Diseases due to various unknown reasons may affect the animals and make them extinct.

## **Natural calamities**

Animals may also be destroyed due to natural disasters like flood and fire.

## **Saving Endangered Species**

Nature is beautiful and it is filled with different plants and animals. For maintaining healthy ecological balance on the earth, animal and plant species are important. They have medicinal, scientific, ecological and commercial value. Each organism on the earth has a unique place in food chain that contributes to the ecosystem. But they are endangered mainly due to human activity. We need to take certain measures to protect them and preserve them.

- ❖ Some of the animal species are endangered mainly because of hunting and poaching. If it is controlled there can be a significant change in the number of endangered animals.
- ❖ Controlling pollution can have a positive impact on animals, fish and birds all over the world.
- ❖ When we consume more, more pollutants are put into the environment. By consuming less, we can protect the ecosystems.
- ❖ Animals often mistake plastic for food and hence plastics harm and cause endangerment of many species. Limiting the amount of plastic and recycling it can save the endangered animals.

- ❖ Recycling things and buying eco friendly products will preserve the environment resources and hence the animals.
- ❖ Pesticides and chemicals which cause damage to the environment should be avoided.
- ❖ Planting native trees will provide food to the animals.

Planting the native trees like Neem tree, Umbrella tree and Banyan tree in our surrounding will be helpful for the animals. Many birds and animals find shelter in those trees.

### Government Initiatives

In order to preserve the plants and animals, government has taken lot of initiatives and some acts have been passed to protect them. For example, Project Tiger is a wildlife conservation project initiated in India in 1972 to protect the Bengal Tiger. It was launched on 1st April 1973 and has become one of the most successful wildlife conservation ventures. Corbett National Park was the first National Park in India to be covered under project Tiger. Due to 'Project Tiger' the population of Tiger has increased in India from 1400 in 2006 to 2967 in 2018. The government has enacted the following Acts.

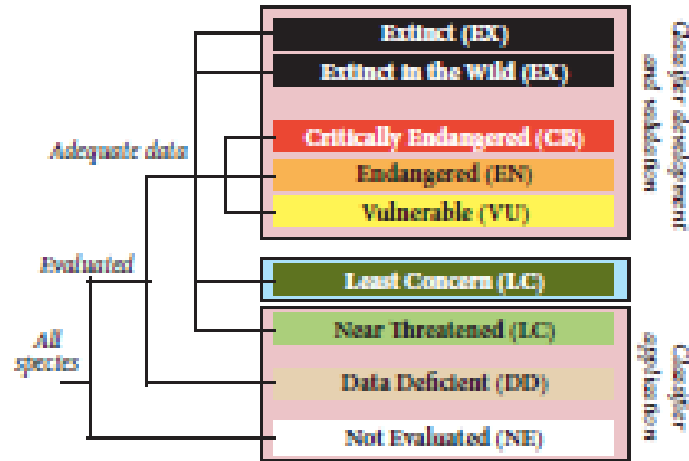
1. Madras Wildlife Act, 1873.
2. All India Elephant Preservation Act, 1879.
3. The Wild Bird and Animal Protection Act, 1912.
4. Bengal Rhinoceros Preservation Act, 1932.
5. All India Wildlife Protection Act, 1972.
6. Environmental Protection Act, 1986.

### Red Data Book

The Red Data Book is the file for recording rare and endangered species of animals, plants and fungi. Even some local sub-species that exist within the territory of a state or country are recorded in red data books. Red data book gives important data for observational studies and monitoring programmes on habits and habitats of rare and endangered species. This book is created to identify and protect the species which are about to extinct.

Red Data Book is maintained by the International Union for Conservation of Nature. It is an international organization working in the field of nature conservation and sustainable use of natural resources. It was founded in 1964 with the aim of maintaining a complete record of every species that ever lived. The Red Data Book classifies species mainly into three categories namely, threatened, not threatened and unknown. This Book also has information as to why a species has become extinct along with the population trends and its distribution.

The Red Data Book contains colour-coded information sheets like black for species which are extinct, red for species that are endangered and so on. They are arranged according to the extinction risk of many species and subspecies. The following figure gives the colour coded information.



IUCN Red List Categories

WWF – World Wildlife Fund  
ZSI – Zoological Survey of India  
BRP – Biosphere Reserve Programme  
CPCB – Central Pollution Control Board  
IUCN – International Union for Conservation of Nature

### Advantages of the Red Data Book

- ❖ It helps to evaluate the population of a particular species.
- ❖ The data given in this book can be used to evaluate the species at the global level.
- ❖ The risk of a species becoming globally extinct can be estimated with the help of this book.
- ❖ It provides guidelines for implementing protective measures for endangered species.

### Disadvantages of the Red Data Book

- ❖ The information available in the Red Data Book is incomplete. Many extinct species are not updated in this book.
- ❖ The source of the book's data has been speculated.
- ❖ This book maintains the complete record of all animals, plants, other species but it has no information about the microbes.

World Wildlife Day is observed on March 3rd every year.

## Red Data Book of India

India, a mega-diverse country with only 2.4% of the world's land area, accounts for 7-8% of all recorded species, including over 45,000 species of plants and 91,000 species of animals. The country's diverse physical features and climatic conditions have resulted in a variety of ecosystems such as forests, wetlands, grasslands, deserts, coastal and marine ecosystems which harbour and sustain high biodiversity and contribute to human well being. Four out of 34 globally identified biodiversity hotspots, the Himalayas, the Western Ghats, the North-East, and the Nicobar Islands, can be found in India.

India became a State Member of IUCN in 1969, through the Ministry of environment, Forest and Climate Change (MOEFCC). The IUCN India Country Office was established in 2007 in New Delhi. Red Data Book of India contains the conservation status of animals and plants which are found in the Indian subcontinent. Surveys conducted by the Zoological Survey of India and the Botanical Survey of India under the guidance of the Ministry of Environment, Forest and Climate Change provide the data for this book.

## CONSERVATION

According to WWF (World Wildlife Fund) there has been 60% decrease in the size of population of animals, birds, fish, reptiles and amphibians over the past 40 years. In order to leave something for the future generation, we need to conserve it now. Conservation is the protection, preservation, management of wildlife and natural resource such as forest and water. Conservation of biodiversity helps us to protect, maintain and recover endangered animals and plant species. Conservation is of two types. They are:

- ❖ In-situ conservation (within habitat)
- ❖ Ex-situ conservation (outside the habitat)

### In-situ conservation

It is nothing but conservation of living resources within the natural ecosystem in which they occur. This is achieved by protection of natural habitat and maintenance of endangered species in certain protected areas such as national parks, wildlife or bird sanctuaries and biosphere reserves. In India, there are about 73 national parks, 416 sanctuaries and 12 biosphere reserves.

### National Parks

A National park is an area which is strictly reserved for the betterment of the wildlife. Here, activities like forestry, grazing or cultivation are not permitted. Even private ownership rights are not allowed in these areas. The national parks cover an



area of 100 – 500 square kilometers. In these parks a single plant or animal species are preserved.

Name	State	Established year
Jim Corbett National Park	Uttarakhand	1936
Dudhwa National Park	Uttar Pradesh	1977
Gir National Park	Gujarat	1975
Kanha National Park	Madhyapradesh	1955
Sundarbans National Park	West Bengal	1984

Name	Established year	District
Guindy National Park	1976	Chennai
Gulf of Mannar National Park	1980	Ramanathapuram
Indira Gandhi National Park	1989	Coimbatore
Mudumalai National Park	1990	The Nilgiris
Mukurthi National Park	1990	The Nilgiris

### Wildlife sanctuaries

A sanctuary is a protected area which is reserved for the conservation of animals only. Human activities like harvesting of timber, collection of forest products and private ownership rights are allowed here. Controlled interference like tourist activity is also allowed. The differences between national parks and wildlife sanctuaries are given in Table.

### Difference between National Parks and Wildlife Sanctuaries

Wildlife Sanctuary	National Parks
Human activities are allowed.	No human activities are allowed.
Main aim is to protect a particular flora or fauna.	Can include flora, fauna or any other objects of historical significance.
There are no fixed boundaries.	Boundaries are fixed and defined.
It is open to the general public	Not usually open to the public.
Sanctuaries are usually formed by the order of Central or the State Government	National Parks are formed by the State or Central Legislature.
A sanctuary can be upgraded to a national park	A national park cannot be downgraded to a sanctuary.

## Wildlife Sanctuaries in Tamil Nadu

Name	Established year	District
Meghamalai Wildlife Sanctuary	2016	Theni
Vandaloor Wildlife Sanctuary	1991	Chennai
Kalakad Wildlife Sanctuary	1976	Thirunelveli
Grizzled Squirrel Wildlife Sanctuary	1988	Virudhunagar
Vedanthangal Wildlife Sanctuary	1936	Kanchipuram

### Biosphere reserves

Biosphere is a protected area where human population also forms the part of the system. The area of these places will be around 5000 square kilometers. They conserve the eco system, species and genetic resources. These areas are set up mainly for economic development.

### Biosphere Reserves in India

Name of Biosphere	State
Nanda Devi	U.P
Nokrek	Assam
Manas	Meghalaya
Sunderbans	West Bengal
Gulf of Mannar	Tamil Nadu
Nilgiri	Tamil Nadu
Great Nicobars and Similipal	Orissa

### Advantages of In-situ conservation

- ❖ Species can be adapted to their habitat.
- ❖ Species can interact with each other.
- ❖ Natural habitat is maintained.
- ❖ It is less expensive and easy to manage.
- ❖ Interests of indigenous people are protected.

### Ex-situ Conservation

It is the conservation of wildlife outside their habitat. Establishing zoos and botanical gardens, conservation of genes, seedling and tissue culture are some of the strategies followed in this method.

## **Biomagnification**

Biomagnification is the increase in contaminated substances due to the intoxicating environment. The contaminants might be heavy metals such as mercury, arsenic, and pesticides such as polychlorinated biphenyls and DDT (DichloroDiphenylTrichloro ethane). These substances are taken up by the organisms through the food they consume. When the organisms in the higher food chain feed on the organisms in the lower food chain containing these toxins, these toxins get accumulated in the higher organisms.

### **Causes of Bio-magnification**

Following are the major causes of bio-magnification:

- a. The agricultural pesticides, insecticides, fertilizers and fungicides are very toxic and are released into the soil, rivers, lakes, and seas. These cause health issues in aquatic organisms and humans.
- b. Organic contaminants cause adverse impact on the health of humans, animals, and wildlife.
- c. Industrial activities release toxic substances which enter into the food chain leading to bio-magnification.
- d. Mining activities generate a large amount of sulphide and selenium deposits in water. These toxic substances are absorbed by the aquatic organisms in the food chain.

### **Effects of Bio-magnification**

Following are the effects of bio-magnification on living organisms and the environment:

- a. It has more impact on humans causing cancer, kidney problems, liver failure, birth defects, respiratory disorders, and heart diseases.
- b. It also affects the reproduction and development of marine organisms
- c. The destruction of coral reefs affects the lives of many aquatic animals.
- d. The chemicals and toxins which are released into the water bodies disrupt the food chain.

### **Animal welfare organisations**

Animal welfare organizations are the group of people concerned with the health, safety and psychological wellness of animals. They include animal rescue groups which help animals in distress, and others which help animals suffering from some epidemic. In this section we will study about some of them.

### **Blue Cross**

Blue Cross is a registered animal welfare charity in the United Kingdom, founded in 1897 as 'Our Dumb Friends League'. The vision of this charity is that

every pet will enjoy a healthy life in a happy home. The charity provides support for pet owners who cannot afford private veterinary treatment, helps to find homes for unwanted animals, and educates the public in the responsibilities of animal ownership.

The organisation was founded to care for working horses on the streets of London, UK. It opened its first animal hospital, in Victoria, London, on 15 May 1906.

Captain V. Sundaram founded the Blue Cross of India, the largest animal welfare organization of Asia in Chennai in the year 1959. He was an Indian pilot and animal welfare activist. Now, Blue Cross of India is country's largest animal welfare organizations and it runs several animal welfare events like pet adaptation and animal right awareness. Blue Cross of India has received several international and national awards. This organization is entirely looked after by volunteers. The main office is located at Guindy, Chennai, with all amenities like hospitals, shelters, ambulance services and animal birth controls, etc. Activities of the organization include, providing shelters, re-homing, adoption, animal birth control, maintaining hospitals and mobile dispensary and providing ambulance services.

### **CPCSEA**

CPCSEA stands for 'The Committee for the Purpose of Control and Supervision of Experiments on Animals'. It is a statutory committee set up under the Preservation of Cruelty to Animals Act, 1960. It has been functioning since 1991 to ensure that animals are not subjected to unnecessary suffering during experiments on them.

### **Objectives of CPCSEA**

1. To avoid unnecessary pain before and after experiment.
2. To promote the human care of animal used in experiments.
3. To provide guidelines for animal Housing, breeding and maintenances.
4. To promote the human care of animal used in biomedical and behavioural research and testing.

### **Functions of CPCSEA**

1. Approval of animal house facilities.
2. Permission for conducting experiments involving usage of animals
3. Action against establishments in case of established violation
4. Registration of establishments conducting animal experimentation or breeding of animals for this purpose.

## 12<sup>th</sup> Zoology

### Unit 7 - Human Health and Diseases

#### Common diseases in human beings

- Disease can be defined as a disorder or malfunction of the mind or body. It involves morphological, physiological and psychological disturbances which may be due to environmental factors or pathogens or genetic anomalies or life style changes. Diseases can be broadly grouped into infectious and non infectious types. Diseases which are transmitted from one person to another are called infectious diseases or communicable diseases. Such disease causing organisms are called pathogens and are transmitted through air, water, food, physical contact and vectors. The disease causing pathogen may be virus, bacteria, fungi, protozoan parasites, helminthic parasites, etc., Infectious diseases are common and everyone suffers from such diseases at some time or the other. Most of the bacterial diseases are curable but all viral diseases are not. Some infectious disease like AIDS may be fatal.
- Non-infectious diseases are not transmitted from an infected person to a healthy person. In origin they may be genetic (cystic fibrosis), nutritional (vitamin deficiency diseases) and degenerative (arthritis, heart attack, stroke). Among non - infectious diseases, cancer is one of the major causes of death.

#### Bacterial and viral diseases

- Though the number of bacterial species is very high, only a few bacteria are associated with human diseases and are called pathogenic bacteria. Such pathogens may emit toxins and affected the body.
- Bacteria spread through air, water or by inhaling the droplets/aerosols or even by sharing utensils, dresses with an infected person. Typhoid fever can be confirmed by Widal test

#### Viral diseases

- Viruses are the smallest intracellular obligate parasites, which multiply within living cells. Outside the living cells they cannot carry out the characteristics of a living organism. Viruses invade living cells, forcing the cells to create new viruses. The new viruses break out of the cell, killing it and invade other cells in the body, causing diseases in human beings. Rhino viruses cause one of the most infectious human ailment called the "Common cold".
- Viral diseases are generally grouped into four types on the basis of the symptoms produced in the body organs.

- Pneumotropic diseases (respiratory tract infected by influenza)
- Dermotropic diseases (skin and subcutaneous tissues affected by chicken pox and measles)
- Viscerotropic diseases (blood and visceral organs affected by yellow fever and dengue fever)
- Neurotropic diseases (central nervous system affected by rabies and polio).

### **Bacterial resistance**

If an antibiotic is used too often to fight a specific bacterial infection, the bacteria may become resistant to the specific antibiotic. Hence the specific antibiotic can no longer be used to treat the bacterial infection. Some bacteria have developed resistance to many antibiotics. Therefore, infections caused by these bacteria are difficult to be cured.

### **Risk of bacterial resistance can be reduced by observing the following steps**

- Avoid using antibiotics to treat minor infections that can be taken care by our immune system.
- Do not use an antibiotic to treat viral infections such as common cold or flu.
- Always follow the prescription. Skipping doses or failing to complete the prescription may allow antibiotic resistance to develop.

Nipah virus is a zoonotic virus (transmitted from animals to humans) and also transmitted through contaminated food. In infected people, it causes a range of illness from asymptomatic infection to acute respiratory illness and fatal encephalitis.

Swine flu was first recognised in the 1919 pandemic and still circulates as a seasonal flu virus. Swine flu is caused by the H1N1 virus strain. Symptoms include fever, cough, sore throat, chills, weakness and body aches. Children, pregnant women and the elderly are at risk from severe infection

### Bacterial diseases in human beings

S.No	Diseases	Causative agent	Site of infection	Mode of transmission	Symptoms
1	Shigellosis (Bacillary dysentery)	Shigella sp.	Intestine	Food and Water contaminated by faeces/ faecal oral route	Abdominal pain, dehydration, blood and mucus in the stools
2	Bubonic plague (Black death)	Yersinia pestis	Lymph nodes	Rat flea vector - Xenopsyllacheo pis	Fever, headache, and swollen lymph nodes.
3	Diphtheria	Corynebacterium diphtheriae	Larynx, skin, nasal and genital passage	Droplet infection	Fever, Sore throat, hoarseness and difficulty in breathing
4	Cholera	Vibrio cholerae	Intestine	Contaminated food and water/ faecal oral route	Severe diarrhoea and dehydration.
5	Tetanus (Lock Jaw)	Clostridium tetani	Spasm of muscles	Through wound infection	Rigidity of jaw muscle, increased heart beat rate and spasm of the muscles of the jaw and face.
6	Typhoid(Enteric fever)	Salmonella typhi	Intestine	Through contaminated food and water	Headache, abdominal discomfort, fever and diarrhoea.
7	Pneumonia	Streptococcus pneumoniae	Lungs	Droplet infection	Fever, cough, Painful breathing and brown sputum
8	Tuberculosis	Mycobacterium tuberculosis	Lungs	Droplet infection	Thick mucopurulent nasal discharge.

### Viral diseases in human beings

S.No	Diseases	Causative Agent	Site of infection	Mode of transmission	Symptoms
1	Common Cold	Rhino Viruses	Respiratory tract	Droplet infection	Nasal congestion and discharge, sore throat, cough and headache.
2	Mumps	Mumps virus (RNA virus) Paramyxo virus	Salivary glands	Saliva and droplet infection	Enlargement of the parotid glands.
3	Measles	Rubella virus (RNA virus), Paramyxo virus	Skin and respiratory	Droplet infection	Sore throat, running nose, cough and fever. Reddish rashes on the skin, neck and ears.
4	Viral hepatitis	Hepatitis - B Virus	Liver	Parenterak route, blood transfusion	Liver damage, jaundice, nausea, Yellowish eyes, fever and pain in the abdomen
5	Chicken pox	Varicella Zoster virus (DNA Virus)	Respiratory tract, skin and nervous system	Droplet infection and direct contact	Mild fever with itchy skin, rash and blisters
6	Poliomyelitis	Polio virus (RNA virus)	Intestine, brain, spinal cord	Droplet infection through faecal oral route	Fever, muscular stiffness and weakness, paralysis and respiratory failure
7	Dengue fever (Break bone fever)	Dengue virus or flavi virus (DENV 1-4 virus)	Skin and blood	Mosquito vector Aedesaegypti	Severe flu like illness with a sudden onset of fever and painful headache, muscle and joint pain.
8	Chikungunya	Alpha virus (Toga virus)	Nervous system	Mosquito vector Aedesaegypti	Fever and joint pain, headache and joint swelling



## Protozoan diseases

- About 15 genera of protozoans live as parasites within the human body and cause diseases. Amoebiasis also called amoebic dysentery or amoebic colitis is caused by *Entamoebahistolytica*, which lives in the human large intestine and feeds on food particles and bacteria. Infective stage of this parasite is the trophozoite, which penetrates the walls of the host intestine (colon) and secretes histolytic enzymes causing ulceration, bleeding, abdominal pain and stools with excess mucus. Symptoms of amoebiasis can range from diarrhoea to dysentery with blood and mucus in the stool. House flies (*Muscadomestica*) acts as a carrier for transmitting the parasite from contaminated faeces and water.
- African sleeping sickness is caused by *Trypanosoma* species. *Trypanosoma* is generally transmitted by the blood sucking Tsetse flies. Three species of *Trypanosoma* cause sleeping sickness in man.
  - *T. gambiense* is transmitted by *Glossinapalpalis* (Tsetse fly) and causes Gambian or Central African sleeping sickness.
  - *T. rhodesiense* is transmitted by *Glossinamorsitans* causing Rhodesian or East African sleeping sickness.
  - *T. cruzi* is transmitted by a bug called *Triatomamegista* and causes Chagas disease or American trypanosomiasis.
- Kala - azar or visceral leishmaniasis is caused by *Leishmaniadonovani*, which is transmitted by the vector *Phlebotomus* (sand fly). Infection may occur in the endothelial cells, bone marrow, liver, lymph glands and blood vessels of the spleen. Symptoms of Kala azar are weight loss, anaemia, fever, enlargement of spleen and liver.
- Malaria is caused by different types of *Plasmodium* species such as *P. vivax*, *P. ovale*, *P. malariae* and *P. falciparum*. *Plasmodium* lives in the RBC of human in its mature condition it is called as trophozoite. It is transmitted from one person to another by the bite of the infected female *Anopheles* mosquito.

## Types of malaria

S.No	Types of Malaria	Causative agent	Duration of Erythrocytic Cycle.
1	Tertian, benign tertian or vivax malaria	<i>P. Vivax</i>	48 hours
2	Quartan malaria	<i>P. malariae</i>	72 hours
3	Mild tertian malaria	<i>P. ovale</i>	48 hours

4	Malignant tertian or quotidian malaria	P. falciparum	36-48 hours
---	---	---------------	-------------

### Fungal diseases

- Fungi was recognized as a causative agent of human diseases much earlier than bacteria. Dermatomycosis is a cutaneous infection caused by fungi belonging to the genera Trichophyton, Microsporum and Epidermophyton.
- Ringworm is one of the most common fungal disease in humans. Appearance of dry, scaly lesions on the skin, nails and scalp are the main symptoms of the disease. Heat and moisture help these fungito grow and makes them to thrive in skin folds such as those in the groin or between the toes. Ringworms of the feet is known as Athlete’s foot caused by Tineapedis. Ringworms are generally acquired from soil or by using clothes, towels and comb used by infected persons.

### Helminthic diseases

- Helminthes are mostly endoparasitic in the gut and blood of human beings and cause diseases called helminthiasis. The two most prevalent helminthic diseases are Ascariasis and Filariasis.
- Ascaris is a monogenic parasite and exhibits sexual dimorphism. Ascariasis is a disease caused by the intestinal endoparasiteAscarislumbricoides commonly called the round worms. It is transmitted through ingestion of embryonated eggs through contaminated food and water. Children playing in contaminated soils are also prone to have a chance of transfer of eggs from hand to mouth. The symptoms of the disease are abdominal pain, vomiting, headache, anaemia, irritability and diarrhoea. A heavy infection can cause nutritional deficiency and severe abdominal pain and causes stunted growth in children. It may also cause enteritis, hepatitis and bronchitis.
- Filariasis is caused by Wuchereriabancrofti, commonly called filarial worm. It is found in the lymph vessels and lymph nodes of man. Wuchereriabancrofti is sexually dimorphic, viviparous and digenic. The life cycle is completed in two hosts, man and the female Culexmosquito The female filarial worm gives rise to juveniles called microfilariae larvae. In the lymph glands, the juveniles develop into adults. The accumulation of the worms block the lymphatic system resulting in inflammation of the lymph nodes.
- In some cases, the obstruction of lymph vessels causes elephantiasis or fi lariasis of the limbs, scrotum and mammary glands

## Maintenance of personal and public hygiene

- Hygiene is a set of practices performed to conserve good health. According to the World Health Organization (WHO), hygiene refers to "conditions and practices that help to maintain health and prevent the spread of diseases." Personal hygiene refers to maintaining one's body clean by bathing, washing hands, trimming fingernails, wearing clean clothes and also includes attention to keeping surfaces in the home and workplace, including toilets, bathroom facilities, clean and pathogen-free.
- Our public places teem with infection, contamination and germs. It seems that every surface we touch and the air we breathe are with pollutants and microbes. It's not just the public places that are unclean, but we might be amazed at the number of people who do not wash their hands before taking food, after visiting the restroom, or who sneeze without covering their faces. Many infectious diseases such as typhoid, amoebiasis and ascariasis are transmitted through contaminated food and water.
- Advancement in science and technology provide effective controlling measures for many infectious and non-infectious diseases. The use of vaccines and adopted immunization programmes have helped to eradicate small pox in India. Moreover a large number of infectious diseases like polio, diphtheria, pneumonia and tetanus have been controlled by the use of vaccines and by creating awareness among the people.

## Adolescence - drug and alcohol abuse

- Adolescence begins with a period of rapid physical and sexual development called puberty to maturity at 12 to 19 years of age. Adolescence is also a highly dynamic period of psychological and social changes in individuals. Adolescents are vulnerable to group (peer) pressure and many youngsters are pushed into experimenting with drugs and alcohol. Proper education and guidance would enable youth to say no to drugs and alcohol and to follow a healthy life style.
- Alcohol is a psychoactive drug, which acts on the brain, affecting a person's mind and behaviour. It is a depressant, which slows down the activity of the nervous system. The intake of certain drugs for a purpose other than their normal clinical use in an amount and frequency that impair one's physical, physiological and psychological functions is called drug abuse.
- The drugs which are commonly abused include opioids, cannabinoids, coca-alkaloids, barbiturates, amphetamines and LSD.
- Opioids are drugs which bind to specific opioid receptors present in the central nervous system and intestinal tract. Heroin (smack) is chemically diacetyl morphine, which is white, odourless and bitter crystalline compound. It is

obtained by acetylation of morphine, which is extracted from flowers of the poppy plant. Morphine is one of the strongest pain killer and is used during surgery. It is the most widely abused narcotic drug which acts as a depressant and slows down body functions.

- Cannabinoids are a group of chemicals obtained from Cannabis sativa, the Indian hemp plant. Natural cannabinoids are the main source of marijuana, ganja, hashish and charas. It interferes in the transport of the neurotransmitter, dopamine and has a potent stimulating action on the CNS, producing increased energy and a sense of euphoria.
- Cocaine is a white powder that is obtained from the leaves of the coca plant, Erythroxyllum coca. It is commonly called coke or crack. Cocaine causes serious physical and psychological problems including hallucinations and paranoia. The other plants with hallucinogenic properties are Atropa belladonna and Datura.

### Classification of drugs

Group	Drugs	Effects
Stimulants	Amphetamines, cocaine, nicotine and tobacco	Accelerates the activity of the brain
Depressants	Alcohol, Barbiturates, Tranquilizers	Slows down the activity of the brain
Narcotic/ Analgesics	Opium, Morphine	Act as depressants on the Central Nervous System
Cannabis	Bhang (Marijuana), Ganja, Charas	Affects the cardiovascular system
Hallucinogens	Lysergic acid diethylamide (LSD), Phencyclidine	Distorts the way one sees, hears and feels.

- Drugs like methamphetamine, amphetamines, barbiturates, tranquilizers, Lysergic acid diethylamide (LSD) are normally used as medicine to treat patients with mental illness like depression and insomnia and are often abused.
- Tobacco is smoked, chewed and used as snuff. It increases the carbon monoxide content of blood and reduces the concentration of haem bound oxygen, thus causing oxygen deficiency in the body. Tobacco contains nicotine, carbon monoxide and tars, which cause problems in the heart, lung and nervous system. Adrenal glands are stimulated by nicotine to release adrenaline and nor adrenaline which increases blood pressure and heart beat.

### Addiction and dependence

- Addiction is a physical or psychological need to do or take or use certain substance such as alcohol, to the point where it could be harmful to the

individual. This addictive behaviour can be personally destructive to a person. Overtime addicts start to lose not only their jobs, homes and money, but also friendship, family relationships and contact with the normal world. Addiction to drugs and alcohol can lead to a psychological attachment to certain effects such as euphoria and temporary feeling of well being.

- Repeated use of drugs and alcohol may affect the tolerance level of the receptors present in the body. These receptors then respond only to highest doses of drugs and alcohol leading to greater intake and addiction. Excessive use of drug and alcohol leads to physical and psychological dependence. When psychological dependence develops, the drug user gets mentally 'hooked on' to the drug. The drug user constantly thinks only about the drug and has continuous uncontrollable craving for it. This state called "euphoria" is characterized by mental and emotional preoccupation with the drug.
- Physical dependence is a state in which the user's body requires a continuous presence of the drug. If the intake of the drug or alcohol is abruptly stopped, he or she would develop withdrawal symptoms. In a sense, the body becomes confused and protests against the absence of the drug. The withdrawal symptoms may range from mild tremors to convulsions, severe agitation and fits, depressed mood, anxiety, nervousness, restlessness, irritability, insomnia, dryness of throat, etc, depending on the type of drug abuse.

### Effects of drugs and alcohol

- Short-term effect appears only for a few minutes after the intake of drugs and alcohol. The abuser feels a false sense of well being and a pleasant drowsiness. Some short term effects are euphoria, pain, dullness of senses, alteration in behaviour, blood pressure, narcosis (deep sleep), nausea and vomiting.
- Drugs and alcohol have long-term effect that lead to serious damages, because of the constant and excessive use. The physical and mental disturbance makes the life of the user unbearable and torturous. For example heavy drinking permanently damages the liver and brain.
- The use of alcohol during adolescence may have long-term effects. Alcohol interferes with the ability of the liver to break down fat. Over time fat accumulation and high levels of alcohol destroy the liver cells and a scar tissue grows in the place of dead cells. This scarring of the liver is called "Liver cirrhosis". Alcohol irritates the stomach lining due to the production of excess acid leading to ulcers. Excessive alcohol use weakens the heart muscle, causing scar tissue to build up in the cardiac muscle fibers. As a result, heavy drinkers have an increased risk of high blood pressure, stroke, coronary artery disease and heart attack. Korsakoff syndrome, a chronic memory disorder is most commonly caused by alcohol misuse.

Alcoholism is the inability to control drinking due to physical and emotional dependence on alcohol. Treatment involves counseling by a healthcare professional. Detoxification programme in a hospital or medical facility is an option for those who need additional assistance. Medications are available to reduce the desire to drink and smoke.

### **Prevention and control**

- It is practically possible to prevent some one from using drugs and alcohol. Here are some ways that help to prevent drug and alcohol abuse.

#### ➤ **Effectively dealing with peer pressure**

The biggest reason for teens to start on drugs is due to their friends / peer groups imposing pressure on them. Hence, it is important to have a better group of friends to avoid such harmful drugs and alcohol.

#### ➤ **Seeking help from parents and peers**

Help from parents and peer group should be sought immediately so that they can be guided appropriately. Help may even be sought from close and trusted friends. Getting proper advice to sort out their problems would help the young to vent their feelings of anxiety and guilt.

#### ➤ **Education and counselling**

Education and counselling create positive attitude to deal with many problems and to accept disappointments in life.

#### ➤ **Looking for danger signs**

Teachers and parents need to look for sign that indicate tendency to go in for addiction.

#### ➤ **Seeking professional and medical assistance**

Assistance is available in the form of highly qualified psychologists, psychiatrists and de-addiction and rehabilitation programmes to help individuals to overcome their problems.

### **Mental health - Depression**

- Mental health is a state of well being of the mind, with self esteem. Self esteem means liking yourself and being able to stand up for what you believe is right. Positive mental health is an important part of wellness. A mentally healthy person reflects a good personality. Activities of mentally healthy people are always appreciated and rewarded by the society as these persons are creative as well as cooperative with others. Mental health improves the quality of life.

- Depression is a common mental disorder that causes people to experience depressed mood, loss of interest or pleasure, feelings of guilt or low self-worth, disturbed sleep poor appetite, low energy and poor concentration.

### **Alcoholic Anonymous**

Alcoholic anonymous was started in 1935 by a businessman and a doctor who had been a “hopeless drunk” for many years. After the men helped each other to stop drinking and to stay sober, they then founded the alcoholic anonymous to help other alcoholics. Since that time alcoholic anonymous has spread throughout the world.

### **Signs and symptoms of mental depression**

- Loss of self confidence and self esteem
  - Anxiety
  - Not being able to enjoy things that are usually pleasurable or interesting.
- Lifestyle changes like exercise, meditation, yoga and healthy food habits can help to be relieved from depression. Exercise stimulates the body to produce serotonin and endorphins, which are neurotransmitters that suppress depression. Practicing exercise in daily life creates a positive attitude .

Participating in an exercise programme can:

- Increase self-esteem
  - Boost self-confidence
  - Create a sense of empowerment
  - Enhance social connections and relationships
- Brain is one of the most metabolically active part of the body and needs a steady stream of nutrients to function. A poor diet may not provide the nutrients for a healthy body and may provoke symptoms of anxiety and depression.

### **Lifestyle disorders in human beings**

- The old saying that “health is wealth” is truly applicable to human beings. With the changes in life style, there are many emerging medical conditions and diseases that are reducing human longevity. Life style disorder result due to activities involving smoking, alcohol and drug abuse, consuming high fat diet, lack of exercise or living a latent life.
- The World Health Organization (WHO) in its report cautions a slow moving public health disaster due to life style disorders in the form of non-communicable diseases like diabetes, cardiovascular and lung diseases. WHO believes that not thousands but millions of people die every year within the age group of thirty to sixty due to life style related disorders.

- The following facts will help in better understanding of life style disorders.
- Life style disorder causes cardiovascular diseases resulting in 31 percent of global deaths.
- The sedentary life style also causes deficiency of vitamins such as vitamin D resulting in fatigue, tiredness, back pain, depression, bone loss, muscle pain, etc,
- Life style disorder also includes social isolation resulting in age related problems.
- Eating junk foods that have high caloric values, rich in carbohydrates and fat can lead to obesity and early health issues.
- Consumption of processed and packaged food, which lacks in fiber may result in constipation.
- Several people today complain of irritable bowel syndrome with stomach discomfort or pain and trouble with bowel movements, causing diarrhoea. The main cause of irritable bowel syndrome is stress and other illnesses.

### **Life style modifications**

- Avoid eating junk food and foods that have preservatives and colouring agents.
- Physical exercises such as brisk walking and yoga can be done regularly.
- Following medical advice, if any health problems in addition to life style disorders.
- To avoid smoking drugs and drinking alcohol.
- To follow a healthy balanced diet rich in vitamins and proteins.
- 7 - 8 hours of sleep every day is required.



## Chapter 8 – Immunology

### Innate immunity

- Innate immunity is the natural phenomenon of resistance to infection which an individual possesses right from the birth. The innate defense mechanisms are non-specific in the sense that they are effective against a wide range of potentially infectious agents. It is otherwise known as non-specific immunity or natural immunity. A number of innate defense mechanisms are operative non-specifically against a large number of microorganisms as shown in the Table 8.1 and Fig. 8.2.

Type of innate Immunity	Mechanism
<b>1. Anatomical barriers</b> <ul style="list-style-type: none"> <li>• Skin</li> <li>• Mucus Membrane</li> </ul>	<ul style="list-style-type: none"> <li>• Prevents the entry of microbes. Its acidic environment (pH 3-5) retards the growth of microbes.</li> <li>• Mucus entraps foreign microorganisms and competes with microbes for attachment.</li> </ul>
<b>2. Physiological barriers</b> <ul style="list-style-type: none"> <li>• Temperature</li> <li>• Low pH</li> <li>• Chemical mediators</li> </ul>	<ul style="list-style-type: none"> <li>• Normal body temperature inhibits the growth of pathogens. Fever also inhibits the growth of pathogens.</li> <li>• Acidity of gastric secretions (HCl) kills most ingested microbes.</li> <li>• Lysozyme acts as antibacterial agent and cleaves the bacterial cell wall. Interferon's induce antiviral state in the uninfected cells. Complementary substances produced from leucocytes lyse the pathogenic microbes or facilitate phagocytosis.</li> </ul>
<b>3. Phagocytic barriers</b>	Specialized cells (Monocytes, neutrophils, tissue macrophages) phagocytose, and digest whole micro-organisms.
<b>4. Inflammatory barriers</b>	Tissue damage and infection induce leakage of vascular fluid, containing chemotactic signals like serotonin, histamine and prostaglandins. They influx the phagocytic cells into the affected area. This phenomenon is called diapedesis.

## Acquired immunity

- The immunity that an individual acquires after birth is known as acquired immunity. It is the body's resistance to a specific pathogen.
- The unique features of acquired immunity are antigenic specificity, diversity, recognition of self and non-self and immunological memory.

## Components of acquired immunity

- Acquired immunity has two components – cell mediated immunity (CMI) and antibody mediated immunity or humeral immunity.

### 1. Cell mediated immunity

- When pathogens are destroyed by cells without producing antibodies, then it is known as cell mediated immune response or cell mediated immunity. This is brought about by T cells, macrophages and natural killer cells.

### 2. Antibody mediated immunity or humoral immunity

- When pathogens are destroyed by the production of antibodies, then it is known as antibody mediated or humoral immunity. This is brought about by B cells with the help of antigen presenting cells and T helper cells. Antibody production is the characteristic feature of vertebrates only.

## Types of acquired immunity

- Acquired immunity may be active immunity or passive immunity. The immunological resistance developed by the organisms through the production of antibodies in their body is called active immunity. Active immunity is acquired through the use of a person's immune responses, which lead to the development of memory cells. Active immunity results from an infection or an immunization. Passive immunity does not require the body to produce antibodies to antigens. The antibodies are introduced from outside into the organism. Thus, passive immunity is acquired without the activation of a person's immune response, and therefore there is no memory.

The process of production of blood cells in the bone marrow is called haematopoiesis.

S. No	Active Immunity	Passive immunity
1.	Active immunity is produced actively by host's immune system.	Passive Immunity is received passively and there is no active host participation.
2.	It is produced due to contact with pathogen or by its antigen.	It is produced due to antibodies obtained from outside.
3.	It is durable and effective in protection	It is transient and less effective.
4.	Immunological memory is present.	No memory.
5.	Booster effect on subsequent does is possible.	Subsequent dose is less effective.
1.	Immunity is effective only after a short period.	Immunity develops immediately

### Cells of the immune system

- The immune system is composed of many interdependent cells that protect the body from microbial infections and the growth of tumour cells. The cellular composition of adult human blood is given in Table 8.4.

Cell type	Number of cells per $\mu$ l	Approximate percentage
<b>Red blood</b>	4200,000- 6500,000	-
<b>White blood cells</b>		
<b>i Agranulocytes</b>		
• Lymphocytes	1500 - 4000	20 - 30
• Monocytes	200 - 950	2 - 7
<b>ii Granulocytes</b>		
• Neutrophils	2000 - 7000	50- 70
• Basophils	50 - 100	<1
• Eosinophils	40 - 500	2 - 5
• Platelets	150,000 - 500,000	

- All these cells are derived from pluripotent haematopoietic stem cells. Each stem cell had the capacity to produce RBC, WBC and platelets. The only cells capable of specifically recognising and producing an immune response are the lymphocytes. The other types of white blood cells play an important role in non-specific immune response, antigen presentation and cytokine production.

### Lymphocytes

- About 20-30% of the white blood cells are lymphocytes. They have a large nucleus filling most of the cell, surrounded by a little cytoplasm. The two main types of lymphocytes are B and T lymphocytes. Both these are produced in the bone marrow. B lymphocytes (B cells) stay in the bone marrow until they are mature. Then they circulate around the body. Some remain in the blood, while others accumulate in the lymph nodes and spleen. T lymphocytes leave the bone marrow and mature in the thymus gland. Once mature, T cells also accumulate in the same areas of the body as B cells. Lymphocytes have receptor proteins on their surface. When receptors on a B cell bind with an antigen, the B cell becomes activated and divides rapidly to produce plasma cells. The plasma cells produce antibodies. Some B cells do not produce antibodies but become memory cells. These cells are responsible for secondary immune response. T lymphocytes do not produce antibodies. They recognize antigen-presenting cells and destroy them. The two important types of T cells are Helper T cells and Killer T cells. Helper T cells release a chemical called cytokine which activates B cells. Killer cells move around the body and destroy cells which are damaged or infected (Fig. 8.6).
- Apart from these cells neutrophils and monocytes destroy foreign cells by phagocytosis. Monocytes when they mature into large cells, they are called macrophages which perform phagocytosis on any foreign organism.

Dendritic cells are called so because it's covered with long, thin membrane extensions that resemble dendrites of nerve cells. These cells present the antigen to T-helper cells. Four types of dendritic cells are known. They are Langerhans, interstitial cells, myeloid and lymphoid cells.

### Antigens

- The term antigen (Ag) is used in two senses, the first to describe a molecule which generates an immune response and the second, a molecule which reacts with antibodies. In general antigens are large, complex molecular substances that can induce a detectable immune response. Thus an antigen is a substance that is specific to an antibody or a T-cell receptor and is often used as a synonym for immunogen.

The histocompatibility antigens are cell surface antigens that induce an immune response leading to rejection of allografts.

- An immunogen is a substance capable of initiating an immune response. Haptens are substance that are non-immunogenic but can react with the products of a specific immune response. Substances that can enhance the immune response to an antigen are called adjuvants. Epitope is an antigenic determinant and is the active part of an antigen. A paratope is the antigen - binding site and is a part of an antibody which recognizes and binds to an antigen.

Antigenicity is the property of a substance (antigen) that allows it to react with the products of the specific immune response.

### Types of antigens

- On the basis of origin, antigens are classified into exogenous antigens and endogenous antigens. The antigens which enter the host from the outside in the form of microorganisms, pollens, drugs, or pollutants are called exogenous antigens. The antigens which are formed within the individual are endogenous antigens. The best examples are blood group antigens.

### Antibodies

- Antibodies are immunoglobulin (Ig) protein molecules synthesized on exposure to antigen that can combine specifically with the antigen. Whenever pathogens enter our body, the B-lymphocytes produce an army of proteins called antibodies to fight with them. Thus, they are secreted in response to an antigen (Ag) by the effect of B cells called plasma cells. The antibodies are classified into five major categories, based on their physiological and biochemical properties. They are IgG (gamma), IgM (mu), IgA (alpha), IgD (delta) and IgE (epsilon).
- In the 1950s, experiments by Porter and Edelman revealed the basic structure of the immunoglobulin. An antibody molecule is Y shaped structure that comprises of four polypeptide chains, two identical light chains (L) of molecular weight 25,000 Da (approximately 214 amino acids) and two identical heavy chains (H) of molecular weight 50,000 Da (approximately 450 amino acids). The polypeptide chains are linked together by di-sulphide (S-S) bonds. One light chain is attached to each heavy chain and two heavy chains are attached to each other to form a Y shaped structure. Hence, an antibody is represented by H<sub>2</sub> L<sub>2</sub>. The heavy chains have a flexible hinge region at their approximate middles.
- Each chain (L and H) has two terminals. They are C - terminal (Carboxyl) and amino or N-terminal. Each chain (L and H) has two regions. They have variable (V) region at one end and a much larger constant (C) region at the other end. Antibodies responding to different antigens have very different (V) regions but their (C) regions are the same in all antibodies. In each arm of the monomer antibody, the (V) regions of the heavy and light chains combines to form an antigen - binding site shaped to 'fit' a specific antigenic determinant. Consequently each antibody monomer has two such antigen - binding regions. The (C) regions that forms the stem of the antibody monomer determine the antibody class and serve common functions in all antibodies. The functions of immunoglobulin are agglutination, precipitation, opsonisation, neutralization etc.,

## Antigen and antibody interaction

- The reaction between an antigen and antibody is the basis for humoral immunity or antibody mediated immunity. The reaction between antigen and antibody occurs in three stages. During the first stage, the reaction involves the formation of antigen - antibody complex. The next stage leads to visible events like precipitation, agglutination, etc., The final stage includes destruction of antigen or its neutralization (Fig. 8.8).

## Binding force of antigen - antibody reaction

- The binding force between antigen and antibody is due to three factors. They are closeness between antigen and antibody, non-covalent bonds or intermolecular forces and affinity of antibody. When antigen and antibody are closely fitted, the strength of binding is great. When they are apart binding strength is low. The bonds that hold the antigen to the antibody combining site are all non-covalent in nature. These include hydrogen bonds, electrostatic bonds, Van der Waals forces and hydrophobic bonds. Antibody affinity is the strength of the reaction between a single antigenic determinant and a single combining site on the antibody.
- The chief application of antigen - antibody reactions are to determine blood groups for transfusion, to study serological ascertainment of exposure to infectious agents, to develop immunoassays for the quantification of various substances, to detect the presence or absence of protein in serum and to determine the characteristics of certain immunodeficiency diseases.

## Different types of antigen and antibody reactions

- The reaction between soluble antigen and antibody leads to visible precipitate formation, which is called precipitin reaction. Antibodies that bring about precipitate formation on reacting with antigens are called as precipitins.
- Whenever a particulate antigen interacts with its antibody, it would result in clumping or agglutination of the particulate antigen, which is called agglutination reaction. The antibody involved in bringing about agglutination reaction is called agglutinin.
- Opsonisation or enhanced attachment is the process by which a pathogen is marked for ingestion and destruction by a phagocyte. Opsonisation involves the binding of an opsonin i.e., antibody, to a receptor on the pathogen's cell membrane. After opsonin binds to the membrane, phagocytes are attracted to the pathogen. So, opsonisation is a process in which pathogens are coated with a substance called an opsonin, marking the pathogen out for destruction by the immune system. This results in a much more efficient phagocytosis.
- The neutralization reactions are the reactions of antigen-antibody that involve the elimination of harmful effects of bacterial exotoxins or a virus by specific

antibodies. These neutralizing substances i.e., antibodies are known as antitoxins. This specific antibody is produced by a host cell in response to a bacterial exotoxin or corresponding toxoid (inactivated toxin).

## Vaccines

- A vaccine is a biological preparation that provides active acquired immunity to a particular disease and resembles a microorganism and is often made from weakened or attenuated or killed forms of the microbes, their toxins, or one of its surface proteins. Vaccines “teach” our body how to defend itself when viruses or bacteria, invade it/ Vaccines deliver only very little amounts of inactivated or weakened viruses or bacteria, or parts of them. This allows the immune system to recognize the organism without actually experiencing the diseases. Some vaccines need to be given more than once (i.e., a ‘booster’ vaccination) to make sure the immune system can overcome a real infection in the future.
- First generation vaccine is further subdivided into live attenuated vaccine, killed vaccine and toxoids (Fig. 8.9). Live attenuated vaccines use the weakened (attenuated), aged, less virulent form of the virus. E.g. Measles, mumps and rubella (MMR) vaccine and the Varicella (chickenpox) vaccine, Killed (inactivated) vaccines are killed or inactivated by heat and other methods. E.g. Salk’s polio vaccine. Toxoid vaccines contain a toxin or chemical secreted by the bacteria or virus. They make us immune to the harmful effects of the infection, instead of to the infection itself. E.g. DPT vaccine (Diphtheria, Pertussis and Tetanus).
- Second generation vaccine contains the pure surface antigen of the pathogen. E.g. Hepatitis-B vaccine. Third generation vaccine contains the purest and the highest potency vaccines which are synthetic in generation. The latest revolution in vaccine is DNA vaccine or recombinant vaccine (Refer Chapter- 10 for details).

Vaccino therapy is the method of use of vaccine from treatment of disease. Dr. Edward Jenner prepared first vaccine for small pox in 1796. Polio vaccine was developed by Dr. Jonas Salk (vaccine consists of inactivated microorganism) and Dr. Albert Sabin (live attenuated oral poliacaccine). Louis Pasteur (1885) discovered vaccine against rabies, anthrax and cholera. BCG vaccine was developed by Calmette and Guerin against tuberculosis in France in the Year 1908.

## Vaccination and immunization

- “Vaccination is the process of administrating a vaccine into the body or the act of introducing a vaccine into the body to produce immunity to a specific disease.” Immunization is the process of the body building up immunity to a particular disease. Immunization describes the actual changes in the body after receiving a vaccine. Vaccines work by fighting the pathogen and then recording it in their memory system to ensure that the next time this pathogen enters the body, it is

eliminated far quickly. Once, the body is able to fight against the disease, it is believed to have built the immunity for it, also known as the body being immunized against the disease.

.....





## 11<sup>th</sup> Zoology

### Chapter 5 - Digestion and Absorption

#### Nutrients, Vitamins and Minerals

- Food comprises of macronutrients and micronutrients. The nutrients required in larger quantities are called macronutrients, whereas those required in small quantities are called micronutrients. Essential nutrients cannot be synthesized by the body; they have to be included in the diet. Macronutrients are lipids, carbohydrates, proteins and the micronutrients are vitamins and minerals. Water plays an important role in the metabolic processes and prevents dehydration of the body.
- Intake of too much of food or lesser amount of food than the basic requirement is called malnutrition. A diet which can provide all the metabolic requirements of the body in a right proportion is called balanced diet. That means it should contain carbohydrates and fats for energy yielding, proteins for growth and replacement; and vitamins, minerals and water for physiological regulation.

#### Vitamins:

- Vitamins are naturally occurring organic substances regularly needed in minute quantities for maintaining normal health as metabolic regulators. The identified vitamins are classified as fat soluble (A, D, E and K) and vitamin B and vitamin C are water soluble. Vitamin A, D, E and K, if consumed beyond required level may cause defects, commonly referred to as hypervitaminosis.

#### Minerals:

- These are the inorganic chemical elements, i.e., Ca, Fe, I, K, Mg, Na, P, S, etc needed for regulation of various physiological functions. These can be classified into major minerals (Na, P, K, Ca, Mg, S, Cl) and others are trace minerals such as Fe, Cu, Zn, Co, Mn, I, and fluorine. Sodium ions are more abundant than any other cation in the body fluids.

N.I. Lunin discovered vitamins but the name vitamin was given by Dr. Funk (1912). The first vitamin isolated was B1 by Dr. Funk. The first vitamin produced by fermentation process using, *Acetobacter* bacteria is Vitamin C.

Fat soluble vitamins		
Vitamins	Functions	Symptoms of Deficiency
A (Retinol)/ Antixerophthalmic vitamin	Plays a vital role in visual perception. Maintenance and growth of epithelial	Night blindness (Nyctalopia), Xerophthalmia

	tissue.	(drying of eyeballs), Bitot's spot in the cornea, Dermatosis(dry and scaly skin) and Keratomalacia Atrophy of lacrymal glands and reduction in tear secretion
D (Calciferol)/ Antirachitic vitamin	Promotes intestinal absorption of calcium and phosphorus. Formation of teeth and bones	Rickets in children (softness and deformities of bones and bow legs and pigeon chest) and Osteomalacia in adults (weak and fragile bones, bent, deformed pelvis).
E (Tocopherol) / Antisterility vitamin	Antioxidant It keeps the skin healthy by reduces the process of ageing	Sterility in animals, Ruptured red blood cells
K Anti haemorrhagic vitamin.	1. Required for the synthesis of prothrombin in the liver.	Defect in blood clotting called Haemorrhagic manifestations.

### Water Soluble Vitamins

Vitamins	Functions	Symptoms of Deficiency
B1 (Thiamine)	Involved in carbohydrate metabolism. Act as a coenzyme	<b>Beriberi:</b> affects muscular, nervous and cardiovascular system
B2 (Riboflavin)	Acts as coenzyme in oxidation and reduction reactions	Inflammation, soreness and fissures in the corners of the mouth, lips and tongue. Loss of appetite. Skin and eye disorder
B3 (Pantothenic acid)	Acts as coenzyme A and is essential for the metabolism of fats and carbohydrates	Gastrointestinal disorders, anaemia, Burning feet syndrome, etc.
B4 (choline)	Precursor for acetylcholine	Fatty liver
B5 (Niacin / Nicotinic acid)	Derivatives of coenzymes	Pellagra (4D Syndrome) characterized by dermatitis, diarrhoea and dementia (mental deterioration) and death.
B6 (Pyridoxine)	Haemoglobin formation,	Dermatitis, convulsions,

	brain, heart and liver activities	muscular twitching and anaemia
B7(Biotin) / Vit.H	Acts as a coenzyme in synthesis of fat, glycogen and amino acids	Dermatitis
B9 (Folic acid)	It acts as a co-enzyme for synthesis of nucleic acid and essential for growth and formation of RBC	Megaloblastic anaemia (large, immature, nucleated RBC in blood)
B12 (Cobalamine)	Promotes DNA synthesis. Necessary for maturation of RBC and formation of myelin sheath.	Pernicious anaemia (immature nucleated RBC without haemoglobin). Causes nervous disorder
C (Ascorbic acid)	Acts as an antioxidant. Strengthens the immune system. Necessary for healthy gums and teeth.	Scurvy (Sailor's disease) characterized by spongy and bleeding gums, falling of teeth, fragile bones, delayed wound healing etc. - Infantile scurvy)

Food adulterants cause harmful effects in the form of headaches, palpitations, allergies, cancers and in addition reduces the quality of food. Common adulterants are addition of citric acid to lemon juice, papaya seeds to pepper, melamine to milk, vanillin for natural vanillin, red dyes to chillis, lead chromate and lead tetraoxide to turmeric powder, etc.,

### Caloric value of carbohydrates, proteins and fats

- We obtain 50% energy from carbohydrates 35% from fats and 15% from proteins. We require about 400 to 500 gm of carbohydrates, 60 to 70 gm of fats and 65 to 75 gm of proteins per day. Balanced diet of each individual will vary according to their age, gender, level of physical activity and others conditions such as pregnancy and lactation.
- Carbohydrates are sugar and starch. These are the major source of cellular fuel which provides energy. The caloric value of carbohydrate is 4.1 calories per gram and its physiological fuel value is 4 Kcal per gram.
- Lipids are fats and derivatives of fats, are also the best reserved food stored in our body which is used for production of energy. Fat has a caloric value of 9.45 Kcal and a physiological fuel value of 9 Kcal per gram.

Many research findings have proven that usage of chemical preservatives and artificial enhancers lead to highly harmful effects. It includes heart ailments, hypertension, infertility, gastrointestinal disorders, early puberty in girls, weakening

of bones, damage in organs like kidney and liver, chronic obstructive pulmonary diseases, headache, allergies, asthma, skin rashes and even cancer. Remember that nothing will beat and overtake the taste and safety of homemade foods. "East or west home preparation is the best."

- Proteins are source of amino acids required for growth and repair of body cells. They are stored in the body only to a certain extent; large quantities are excreted as nitrogenous waste. The caloric value and physiological fuel value of one gram of protein are 5.65 Kcal and 4 Kcal respectively. According to ICMR (Indian Council of Medical Research and WHO (World Health Organization), the daily requirement of protein for an average Indian is 1gm per 1 kg body weight.

### **Nutritional and digestive disorders**

- Intestinal tract is more prone to bacterial, viral and parasitic worm infections. This infection may cause inflammation of the inner lining of colon called colitis. The most common symptoms of colitis are rectal bleeding, abdominal cramps, and diarrhoea.



## 10<sup>th</sup> Full Book

### Unit 21 - Health & Disease

#### Drug, Alcohol and Tobacco Abuse

- The physical and mental dependency on alcohol, smoking and drugs is called addiction. The addictive potential of these substances pulls an individual into a vicious cycle leading to regular abuse and dependency. This is of serious concern because abuse of tobacco, alcohol or drugs produce many harmful effects in an individual, to the family and even to the society. This dangerous behavior pattern among youth can be prevented through proper guidance.

#### Drug Abuse

- Drugs are normally used for the treatment of disease on advice of a physician and withdrawn after recovery. A person who is habituated to a drug due to its prolonged use is called drug addict. This is called drug addiction or drug abuse.
- A drug that modifies the physical, biological, psychological or social behaviour of a person by stimulating, depressing or disturbing the functions of the body and the mind is called addictive drug. These drugs interact with the central nervous system and affect the individual physically and mentally.

#### Types of Drugs

- There are certain drugs called psychotropic drugs which acts on the brain and alter the behaviour, consciousness, power of thinking and perception. They are referred as mood altering drugs.

#### Drug Dependence

- Persons who consume these drugs become fully dependent on them, they cannot live without drugs. This condition is referred as drug dependence.
- **Physical and mental dependence**
- Dependence on the drug for normal condition of well being and to maintain physiological state.
- **Psychological dependence** is a feel that drugs help them to reduce stress.

- International Day against Drug Abuse and Illicit Trafficking - June 26.
- Narcotic Drugs and Psychotropic Substances Act was introduced in 1985.

#### Behavioural Changes of Drug Users

- Adverse effects of drug use among adolescents are

- Drop in academic performance, absence from school or college.
- Lack of interest in personal hygiene, isolation, depression, fatigue and aggressive behaviour.
- Deteriorating relationship with family and friends.
- Change in food and sleeping habits
- Fluctuation in body weight and appetite
- Always looking out for an easy way to get money for obtaining drugs.
- Prone to infections like AIDS and Hepatitis-B.

World Health Organization (WHO) 1984 suggested the use of the term drug dependence in place of drug addiction or drug abuse

### Drug De-addiction

- Management of de-addiction is a complicated and difficult task. The path to recovery of drug addicts is long and often slow.
- Family members, friends and society on the whole have a very important role to play.
  - ✓ **Detoxification:** The first phase of treatment is detoxification. The drug is stopped gradually and the addict is helped to overcome the withdrawal symptoms. The addict undergoes severe physical and emotional disturbance. This is taken care by specific medication.
  - ✓ **Psychotherapy:** Individual and group counselling is given by psychologists and counsellors. The treatment includes efforts to reduce the addict's stress, taught new ways to solve everyday's problems, adequate diet, rest and relaxation.
  - ✓ **Counselling to family members:** Social workers counsell family members in order to change the attitude of rejection so that the addict is accepted by the family and the society.
  - ✓ **Rehabilitation:** They are given proper vocational training so that they can lead a healthy life and become useful members of the society.

## Tobacco Abuse

- Tobacco is obtained from the tobacco plant *Nicotianatobaccum* and *Nicotianarustica*. The dried and cured leaves of its young branches make the commercial tobacco used worldwide. Addiction to tobacco is due to 'nicotine' an alkaloid present in it. Nicotine is a stimulant, highly harmful and poisonous substance.

## Tobacco Use

- Tobacco is used for smoking, chewing and snuffing. Inhaling tobacco smoke from cigars, cigarettes, bidis, pipes, hukka is called smoking. Tobacco in powder form is chewed with pan. When powdered tobacco is taken through nose, it is called snuffing.

## Smoking Hazards and Effects of Tobacco

- When smoke is inhaled, the chemicals get absorbed by the tissues and cause the following harmful effects
  - **Benzopyrene** and **polycyclic hydrocarbons** present in tobacco smoke is carcinogenic causing lung cancer.
  - Causes inflammation of throat and bronchi leading to conditions like bronchitis and pulmonary tuberculosis.
  - Inflammation of lung alveoli, decrease surface area for gas exchange and cause emphysema.
  - Carbon monoxide of tobacco smoke binds to haemoglobin of RBC and decreases its oxygen carrying capacity causing hypoxia in body tissues.
  - Increased blood pressure caused by smoking leads to increased risk of heart disease.
  - Causes increased gastric secretion which leads to gastric and duodenal ulcers.
  - Tobacco chewing causes oral cancer (mouth cancer).

## Prevention of Smoking

- Knowing the dangers of smoking and chewing tobacco adolescents and the old people need to avoid these habits. Proper counselling and medical assistance can help an addict to give up the habit of smoking.

## Alcohol Abuse

- The consumption of alcohol is a social evil practiced by the wealthier and poorer sections of the society. The dependence of alcohol is called alcoholism and the addict is termed as alcoholic. It is called alcohol abuse. Drinking of alcohol impairs one's physical, physiological and psychological functions.

## Harmful Effects of Alcohol to Health

- Prolonged use of alcohol depresses the nervous system, by acting as a sedative and analgesic substance. Some of the harmful effects are
  - Nerve cell damage resulting in various mental and physical disturbances
  - Lack of co-ordination of body organs
  - Blurred or reduced vision, results in road accidents
  - Dilation of blood vessels which may affect functioning of the heart
  - Liver damage resulting in fatty liver which leads to cirrhosis and formation of fibrous tissues
  - Body loses its control and consciousness eventually leading to health complications and ultimately to death.

## Rehabilitation Measures for Alcoholics

- ✓ **Education and counselling:** Education and proper counselling will help the alcoholics to overcome their problems and stress, to accept failures in their life.
- ✓ **Physical activity:** Individuals undergoing rehabilitation should be channelized into healthy activities like reading, music, sports, yoga and meditation.
- ✓ **Seeking help from parents and peer groups:** When a problematic situation occurs, the affected individuals should seek help and guidance from parents and peers. This would help them to share their feeling of anxiety, wrong doing and get rid of the habit.
- ✓ **Medical assistance:** Individual should seek help from psychologists and psychiatrists to get relieved from this condition and to lead a relaxed and peaceful life.



- Alcohol de-addiction and rehabilitation programmes are helpful to the individual so that they could get rid of the problem completely and can lead a normal and healthy life.

### **Diseases and Disorders due to Lifestyle Modifications**

- Diseases are prevalent in our society due to our improper way of living, conditions of stress and strain. These diseases are non-communicable and affect the person who are suffering from particular symptoms. It is an impairment of the body tissue or organ, disturbances in metabolic function which require modification of an individual's normal life.

### **Diabetes Mellitus**

- Diabetes mellitus is a chronic metabolic disorder. In Greek (Diabetes – running through; mellitus- sweet). It is characterised by increased blood glucose level due to insufficient, deficient or failure of insulin secretion. This is the most common pancreatic endocrine disorder. The incidence of Type-1 and Type-2 diabetes is increasing worldwide.

### **Type-1 Insulin Dependent Diabetes Mellitus (IDDM)**

- IDDM accounts for 10 to 20% of the known diabetics. The condition also occurs in children (juvenile onset diabetes) and young adults, the onset is usually sudden and can be life threatening. This is caused by the destruction of  $\beta$ -cells of the pancreas. It is characterized by abnormally elevated blood glucose levels (hyperglycemia) resulting from inadequate insulin secretion.

**Causes:** Genetic inheritance and environmental factors (infections due to virus, acute stress) are the cause for this condition.

### **Type-2 Non-Insulin Dependent Diabetes Mellitus (NIDDM)**

- This is also called as adult onset diabetes and accounting for 80 to 90% of the diabetic population. It develops slowly, usually milder and more stable. Insulin production by the pancreas is normal but its action is impaired. The target cells do not respond to insulin. It does not allow the movement of glucose into cells.

**Causes:** The causes are multifactorial which include increasing age (affecting middle aged and older people), obesity, sedentary life style, overeating and physically inactive.

**Symptoms:** Diabetes mellitus is associated with several metabolic alterations. The most important symptoms are

- Increased blood glucose level (Hyperglycemia)

- Increased urine output (Polyuria) leading to dehydration
- Loss of water leads to thirst (Polydipsia) resulting in increased fluid intake
- Excessive glucose excreted in urine (Glycosuria)
- Excess hunger (Polyphagia) due to loss of glucose in urine.
- Fatigue and loss of weight

According to WHO recommendation, if the fasting blood glucose is greater than 140 mg/dl or the random blood glucose is greater than 200 mg /ml on more than two occasions, diagnosis for confirming diabetes is essential.

### Prevention and Control of Diabetes

- Diet, hypoglycemic drugs, insulin injection and exercise are the management options based on the type and severity of the condition. The overall goal of diabetes management is to maintain normal blood glucose level.

### Differences between Type-1 and Type-2 Diabetes Mellitus

Factors	Type-1 Dependent Mellitus (IDDM)	Insulin Diabetes	Type-2 Dependent Mellitus (NIDDM)	Non-Insulin Diabetes
Prevalence	10-20%		80 - 90%	
Age of onset	Juvenile onset (<20 Years )		Maturity onset ( >30 Years)	
Body Weight	Normal or underweight		obese	
Defect	Insulin deficiency due to destruction of $\beta$ - cells.		Target cells do respond to insulin	
Treatment	Insulin administration is necessary		Can be controlled by diet, exercise and medicine	

- ✓ **Dietary management:** Low carbohydrate and fibre rich diets are more appropriate. Carbohydrates should be taken in the form of starch and complex sugars. Refined sugars (sucrose and glucose) should be avoided. Diet comprising whole grains, millets (jowar, bajra, ragi), green leafy vegetables, wheat and unpolished rice should be included in diet regularly. Carbohydrates is maintained to about 50- 55% of the total calories. High protein content of 10-15% of the total intake is required to supply essential amino acids. Fat content in the diet should be 15-25% of the total calories. Saturated fat intake should be reduced. Polyunsaturated fatty acid content should be higher.

- ✓ **Management with insulin:** Commercially available insulin preparations (short and long acting) are also used to maintain blood glucose levels.
- ✓ **Physical activity:** Exercise plays an important role in facilitating a good control of diabetes, in addition to strengthening and toning up the muscles.
- ✓ **Education and Awareness:** People with diabetics should be educated on the nature of disease they have and the possibility of complications of the disease, if blood sugar is not kept under control. Instructions regarding diet, exercise and drugs should be explained.

## Obesity

- Obesity is the state in which there is an accumulation of excess body fat with an abnormal increase in body weight. Obesity is a complex multifactorial chronic disease developing from influence of social, behavioural, psychological, metabolic and cellular factors.
- Obesity occurs if intake of calories is more than the expenditure of energy. Over weight and obesity are conditions where the body weight is greater than the mean standard weight for age and height of an individual. Body mass index (BMI) is an estimate of body fat and health risk.

$$\text{BMI} = \text{Weight (kg)} / \text{Height (m)}^2$$

**Causes and risk factors:** Obesity is due to genetic factors, physical inactivity, eating habits (overeating) and endocrine factors. Obesity is a positive risk factor in development of hypertension, diabetes, gall bladder disease, coronary heart disease and arthritis.

## Prevention and Control of Obesity

- **Diet Management:** Low calorie, normal protein, vitamins and mineral, restricted carbohydrate and fat, high fiber diet can prevent overweight. Calorie restriction for weight reduction is safe and most effective.
- **Physical exercise:** A low calorie diet accompanied by moderate exercise will be effective in causing weight loss. Meditation, yoga and physical activity can also reduce stress related to overeating.

## Heart Disease

- Cardiovascular disease (CVD) is associated with diseases of the heart and blood vessels. Coronary heart disease (CHD) is the most common form and is caused by deposition of cholesterol in the blood vessels.

- It usually develops slowly over many years beginning from childhood, they may form a fatty streak to a fibrous complicated plaque. It leads to the narrowing of blood vessels leading to atherosclerosis in the large and medium sized arteries that supply the heart muscle with oxygen. It leads to sudden ischemia (deficient blood supply to heart muscle) and myocardial infarction (death of the heart muscle tissue).
- **Risk factors:** Hypercholesterolemia (High blood cholesterol) and high blood pressure (Hypertension) are the major causes and contributing factors for heart disease and if untreated may cause severe damage to brain, kidney and eventually lead to stroke.
- **Causes:** Heredity (family history), diet rich in saturated fat and cholesterol, obesity, increasing age, cigarette smoking, emotional stress, sedentary lifestyle, excessive alcohol consumption and physical inactivity are some of the causes.
- **Symptoms:** Shortness of breath, headache, tiredness, dizziness, chest pain, swelling of leg, and gastrointestinal disturbances.

HDL (High Density Lipoprotein) or "good" cholesterol lowers risk of heart disease while LDL (Low Density Lipoprotein) or "bad" cholesterol increases risk of heart disease.

### Prevention and Control of Heart Disease

- **Diet management:** Reduction in the intake of calories, low saturated fat and cholesterol rich food, low carbohydrates and common salt are some of the dietary modifications. Diet rich in polyunsaturated fatty acids (PUFA) is essential. Increase in the intake of fibre diet, fruits and vegetables, protein, minerals and vitamin are required.
- **Physical activity:** Regular exercise, walking and yoga are essential for body weight maintenance
- **Addictive substance avoidance:** Alcohol consumption and smoking are to be avoided.

### Cancer

- Cancer causes about 4 million deaths annually throughout the world. In India more than one million people suffer from cancer. Cancer is derived from Latin word meaning crab. The study of cancer is called Oncology (Oncos- Tumor).
- Cancer is an abnormal and uncontrolled division of cells that invade and destroy surrounding tissue forming a tumor or neoplasm (new growth). It is a heterogenous group of cells that do not respond to the normal cell division.

- The cancerous cells migrate to distant parts of the body and affect new tissues. This process is called metastasis. The frequent sites of metastasis are lungs, bones, liver, skin and brain.

### Types of Cancers

- Cancers are classified on the basis of the tissues from which they are formed.
  - Carcinomas arise from epithelial and glandular tissues. They include cancers of skin, lung, stomach and brain. About 85% of the tumours are carcinomas
  - Sarcomas are occur in the connective and muscular tissue. They include the cancer of bones, cartilage, tendons, adipose tissue and muscles. These form 1% of all tumours.
  - Leukaemia are characterized by an increase in the formation of white blood cells in the bone marrow and lymph nodes. Leukaemia are called blood cancers. Most common type of cancer which also affect children below 15 years of age.

### Carcinogenic Agents

- Cancer causing agents are called carcinogens. They are physical, chemical agents, ionizing radiations and biological agents.
  - ✓ **Physical Irritant:** Heavy smoking causes lung cancer and cancers of oral cavity, pharynx (throat) and larynx. Betel and tobacco chewing causes oral cancer. Excessive exposure to sunlight may cause skin cancer.
  - ✓ **Chemical agents:** Nicotine, caffeine, products of combustion of coal and oil, pesticides, asbestos, nickel, certain dyes and artificial sweeteners induce cancer
  - ✓ **Radiations:** Ionizing radiations like X-rays, gamma- rays, radioactive substances and non-ionising radiations like UV rays cause DNA damage leading to cancer.
  - ✓ **Biological agents:** Cancer causing viruses are called oncogenic viruses.

### Treatment of Cancer

The treatment of cancer involves the following methods:

- **Surgery:** Tumours are removed by surgery to prevent further spread of cancer cells.

- **Radiation therapy:** Tumour cells are irradiated by lethal doses of radiation while protecting the surrounding normal cells.
- **Chemotherapy:** It involves administration of anticancerous drugs which prevent cell division and are used to kill cancer cells.
- **Immunotherapy:** Biological response modifiers like interferons are used to activate the immune system and help in destroying the tumors.

### **Preventive measures for Cancer**

- Cancer control programmes should focus on primary prevention and early detection.
- To prevent lung cancer tobacco smoking is to be avoided and protective measures to be taken against exposure to toxic pollutants of industries. Excessive exposure to radiation is to be avoided to prevent skin cancer.

### **AIDS (Acquired Immunodeficiency Syndrome)**

- AIDS is a severe viral disease and caused by Human Immunodeficiency Virus (HIV). It is a condition in which immune system fails and suppress the body's disease fighting mechanism. They attack the lymphocytes and the affected individual is prone to infectious diseases.

Dr.Suniti Solomon, pioneered HIV research and treatment in India. She set up the first voluntary testing and counselling centre and an AIDS Research group in Chennai during 80's. Her team was the first to document evidence of HIV infection in India in 1985 (First Indian AIDS patient in Chennai).

### **Transmission of HIV**

- AIDS virus has been found in urine, tears, saliva, breast milk and vaginal secretions. The virus is transmitted by an infected patient who comes in contact with blood of a healthy person. HIV/AIDS is not transmitted by touch or any physical contact. It spreads through contact of body fluids or blood.

HIV is transmitted generally by

- Sexual contact with infected person
- Use of contaminated needles or syringes especially in case of intravenous drug abusers
- By transfusion of contaminated / infected blood or blood products
- From infected mother to her child through placenta.

### **Symptoms and Treatment of AIDS**

**Symptoms:** Infected individuals become immunodeficient. The person becomes more susceptible to viral, bacterial, protozoan and fungal infections. Swelling of lymph nodes, damage to brain, loss of memory, lack of appetite and weight loss, fever, chronic diarrhoea, cough, lethargy, pharyngitis, nausea and headache.

**Diagnosis:** The presence of HIV virus can be confirmed by Western Blot analysis or Enzyme Linked Immunosorbent Assay (ELISA)

**Treatment:** Anti-retroviral drugs and immunestimulative therapy can prolong the life of the infected person.

### **Prevention and Control of AIDS**

- The following steps may help in controlling and prevent the spreading of HIV infection
  - Screening of blood from blood banks for HIV before transfusion.
  - Ensuring the use of disposable needles and syringes in hospitals and clinics.
  - Advocating safe sex and advantages of using condoms.
  - Creating awareness campaign and educating people on the consequences of AIDS.
  - Persons with HIV/ AIDS should not be isolated from the family and society.

## 9<sup>th</sup> Full Book

### Unit 21- Nutrition & Health

#### Classes of Nutrients

Nutrients are classified into the following major groups as given below.

- Carbohydrates
- Proteins
- Fats
- Vitamins
- Minerals

#### Carbohydrates

- Carbohydrates are organic compounds composed of carbon, hydrogen and oxygen. Carbohydrate is an essential nutrient which provides the chief source of energy to the body. Glucose, sucrose, lactose, starch, cellulose are examples for carbohydrates.
- Carbohydrates are classified as monosaccharide (Glucose), disaccharide (Sucrose) and polysaccharide (Cellulose). The classification is based on the number of sugar molecules present in each group.

#### Proteins

- Proteins are the essential nutrients and also the building blocks of the body. They are essential for growth and repair of body cells and tissues. Proteins are made of amino acids.
- Essential amino acids are those that cannot be biosynthesized by the body and must be obtained from the diet. The nine essential amino acids are phenylalanine, valine, threonine, tryptophan, methionine, leucine, isoleucine, lysine and histidine.

#### Fats

- Fat in the diet provides energy. They maintain cell structures and are involved in metabolic functions.
- Essential fatty acids cannot be synthesized in the body and are provided through diet. Essential fatty acids required in human nutrition are omega fatty acids.



## Vitamins

- Vitamins are the vital nutrients, required in minute quantities to perform specific physiological and biochemical functions.

Human skin can synthesize Vitamin D when exposed to sunlight (especially early morning). When the sun rays falls on the skin dehydrocholesterol is converted into Vitamin D. Hence, Vitamin D is called as Sunshine vitamin. Vitamin D improves bone strength by helping body to absorb calcium.

## Minerals

- Minerals are inorganic substances required as an essential nutrient by organisms to perform various biological functions necessary for life. They are the constituents of teeth, bones, tissues, blood, muscle and nerve cells.
- The macrominerals required by the human body are calcium, phosphorus, potassium, sodium and magnesium. The microminerals required by the human body also called trace elements are sulfur, iron, chlorine, cobalt, copper, zinc, manganese, molybdenum, iodine and selenium.

## Protein Energy Malnutrition (PEM)

- Absence of certain nutrients in our daily diet over a long period of time leads to deficiency diseases. This condition is referred as Malnutrition. Deficiency of proteins and energy leads to severe conditions like: Kwashiorkar and Marasmus.
- **Kwashiorkar:** It is a condition of severe protein deficiency. It affects children between 1-5 years of age, whose diet mainly consists of carbohydrates but lack in proteins.
- **Marasmus:** It usually affects infants below the age of one year when the diet is poor in carbohydrates, fats and proteins.

### Dietary sources of major foodstuffs

Major food Stuffs	Dietary sources	Daily requirements (grams)
Carbohydrates	Honey, Sugarcane, fruits, whole grains, starchy vegetables, rice	150-200
Proteins	Legumes, pulses , nuts, soya bean, green leafy vegetables, fish, poultry products, egg, milk and dairy products	40

Fats	Egg Yolk, saturated oil, meat	35
------	-------------------------------	----

### Vitamins-Dietary sources, Deficiency disorders and Symptoms

Vitamins	Dietary sources	Deficiency disorders	Symptoms
<b>Fat Soluble Vitamins</b>			
<b>Vitamin A</b> (Retinol)	Carrot, Papaya, leafy vegetables, fish liver oil, egg yolk, liver, dairy products	XerophthalmiaNyctalopia (Night blindness)	Dryness of Cornea unable to see in the night (dim light) scaly skin.
<b>Vitamin D</b> (Calciferol)	Egg, liver, dairy products, Fish, Synthesized by the skin in sunlight	Rickets (in children)	Bow legs, defective ribs, development of pigeon chest.
<b>Vitamin E</b> (Tocopherol)	Whole Wheat, meat, vegetable oil, milk.	Sterility in rats, Reproductive abnormalities	Sterility
<b>Vitamin K</b> (Derivative of Quinone)	Leafy vegetables, Soyabeans, milk	Blood Clotting is prevented	Excessive bleeding due to delayed blood clotting.
<b>Water Soluble Vitamins</b>			
<b>Vitamin B1</b> (Thiamine)	Whole grains, Yeast, eggs, liver, sprouted pulses	Beriberi	Degenerative changes in the nerves, muscles become weak, Paralysis.
<b>Vitamin B2</b> (Riboflavin)	Milk, eggs, liver, green vegetables, whole grains	Ariboflavinosis (Cheilosis)	Irritation in eyes, dry skin, inflammation of lips, fissures in the corners of the mouth.
<b>Vitamin B3</b> (Niacin)	Milk, eggs, liver, lean meat, ground nuts, bran	Pellagra	Inflammation of skin, loss of memory, diarrhoea
<b>Vitamin B6</b> (Pyridoxine)	Meat, fish, eggs, germs of	Dermatitis	Scaly skin, nervous

	grains and cereals, rice polishings.		disorders.
<b>Vitamin B12</b> (Cyanocobalamine)	Milk, meat, liver, pulses, cereals, fish	Pernicious anaemia	Decrease in red blood cell production, degeneration of spinal cord.
<b>Vitamin C</b> (Ascorbic acid)	Leafy vegetables, sprouts, citrus fruits like gooseberry (Amala), lemon, orange	Scurvy	Swollen and bleeding gums, delay in healing of wounds, teeth and bones malformed.

### Minerals - Dietary sources, Functions and Deficiency disorders

Minerals	Sources	Functions	Deficiency disorders
<b>Macro nutrients</b>			
<b>Calcium</b>	Dairy Products, beans, cabbage, eggs, fish	Constituent of bones and enamel of teeth, clotting of blood and controls muscle contraction.	Bone deformities, poor skeletal growth, Osteoporosis in adults.
<b>Sodium</b>	Common Salt	Maintains fluid balance and involved in neurotransmission	Muscular cramps, nerve impulses do not get transmitted.
<b>Potassium</b>	Banana, Sweet Potato, nuts, whole grains, citrus fruits	Regulates nerve and muscle activity	Muscular fatigue, nerve impulses do not get transmitted.
<b>Micro nutrients</b>			
<b>Iron</b>	Spinach, dates, greens, broccoli, whole cereals, nuts, fish, liver	Important component of haemoglobin	Anaemia
<b>Iodine</b>	Milk, Seafood, Iodised salt	Formation of thyroid hormones.	Goitre

### Food Preservation

- Food preservation is the process of prevention of food from decay or spoilage, by storing in a condition fit for future use. Food is preserved to:

- increase the shelf life of food
- retain the colour, texture, flavour and nutritive value
- increase food supply
- decrease wastage of food

### Methods of Food Preservation

The various method of food preservation are explained below

- **Drying:** Drying is the process of preservation of food by removal of water/moisture content in the food. It can be done either by sun-drying, (e.g. cereals, fish) or vacuum drying (e.g. milk powder, cheese powder) or hot air drying (e.g. grapes, dry fruits, potato flakes). Drying inhibits the growth of microorganism such as bacteria, yeasts and moulds.
- **Smoking:** In this process, food products like meat and fish are exposed to smoke. The drying action of the smoke tends to preserve the food.
- **Irradiation:** Food irradiation is the process of exposing food to optimum levels of ionizing radiations like x-rays, gamma rays or UV rays to kill harmful bacteria and pests and to preserve its freshness.
- **Cold storage:** It is a process of storing the perishable foods such as vegetables, fruits and fruit products, milk and milk products etc. at low temperature. Preserving the food products at low temperature slows down the biological and chemical reactions and prevents its spoilage.
- **Freezing:** Freezing is one of the widely used methods of food preservation. This process involves storing the food below 00C at which microorganisms cannot grow, chemical reactions are reduced and metabolic reactions are also delayed.

**Pasteurization:** Pasteurization is a process of heat treatment of liquid food products. e.g. For preservation of milk and beverages. This process also involves boiling of milk to a temperature of 63°C for about 30 minutes and suddenly cooling to destroy the microbes present in the milk.

Bananas are best stored at room temperature. When it is kept in a refrigerator, the enzyme responsible for ripening becomes inactive. In addition, the enzyme responsible for browning and cell damage becomes more active thereby causing the skin colour change from yellow to dark brown

- **Canning:** In this method of food preservation, most vegetables, fruits, meat and dairy products, fruit juices and some ready-to-eat foods are processed and stored in a clean, steamed air tight containers under pressure and then sealed. It is then subjected to high temperature and cooled to destroy all microbes.

## Addition of Preservatives

- Food can be preserved by adding natural and synthetic preservatives.

### Natural preservatives

- Some naturally available materials like salt, sugar and oil are used as food preservatives.
- **Addition of salt:** It is one of the oldest methods of preserving food. Addition of salt removes the moisture content in the food by the process of osmosis. This prevents the growth of bacteria and reduces the activity of microbial enzymes. Meat, fish, gooseberry, lemon and raw mangoes are preserved by salting. Salt is also used as a preservative in pickles, canned foods etc.
- **Addition of sugar:** Sugar/Honey is added as a preservative to increase the shelf life of fruits and fruit products like jams, jellies, squash, etc. The hygroscopic nature of sugar/honey helps in reducing the water content of food and also minimizing the process of oxidation in fruits.
- **Addition of oil:** Addition of oil in pickles prevents the contact of air with food. Hence microorganisms cannot grow and spoil the food.

### Synthetic preservatives

- Synthetic food preservatives like sodium benzoate, citric acid, vinegar, sodium meta bisulphate and potassium bisulphate are added to food products like sauces, jams, jellies, packed foods and ready- to- eat foods. These preservatives delay the microbial growth and keep the food safe for long duration.

## Food Adulteration

- Adulteration is defined as the addition or subtraction of any substance to or from food, so that the natural composition and the quality of food substance is affected. Adulterant is any material which is used for the purpose of adulteration.
- Some of the common adulterated foods are milk and milk products, cereals, pulses, coffee powder, tea powder, turmeric powder, saffron, confectionary, non-alcoholic beverages, spices, edible oils, meat, poultry products etc. The adulterants in food can be classified in three categories:
  - Natural adulterants
  - Incidental/unintentionally added adulterants
  - Intentionally added adulterants.

### **Natural adulterants**

- Natural adulterants are those chemicals or organic compounds that are naturally present in food. e.g. toxic substances in certain poisonous mushrooms, Prussic acid in seeds of apples and cherry, marine toxins, fish oil poisoning, environmental contaminants.

### **Incidental/unintentionally added adulterants**

- These types of adulterants are added unknowingly due to ignorance or carelessness during food handling and packaging. It includes:
  - Pesticide residues
  - Droppings of rodents, insects, rodent bites and larva in food during its storage
  - Microbial contamination due to the presence of pathogens like Escherichia coli, Salmonella in fruits, vegetables, ready-to-eat meat and poultry products.

### **Intentionally added adulterants**

- These adulterants are added intentionally for financial gain and have serious impact on the health of the consumers. These types of adulterants include:
  - Additives and preservatives like vinegar, citric acid, sodium bicarbonate (baking soda), hydrogen peroxide in milk, modified food starch, food flavours, synthetic preservatives and artificial sweeteners.
  - Chemicals like calcium carbide to ripen bananas and mangoes.
  - Non certified food colours containing chemicals like metallic lead are used to give colours to vegetables like green leafy vegetables, bitter gourd, green peas etc. These colours are added to give a fresh look to the vegetables.
  - Edible synthetic wax like shellac or carnauba wax is coated on fruits like apple, pear to give a shining appearance.

### **Health Effects of Adulterated Foods**

- Consumption of these adulterated foods may lead to serious health effects like fever, diarrhoea, nausea, vomiting, gastrointestinal disorders, asthma, allergy, neurological disorder, skin allergies, immune suppression, kidney and liver failure, colon cancer and even birth defects.

## Food Quality Control

- The government always ensures that pure and safe food is made available to the consumers. In 1954, the Indian Government enacted the Food Law known as Prevention of Food Adulteration Act and the Prevention of Food Adulteration Rules in 1955 with the objective of ensuring pure and wholesome food to the consumers and protect them from fraudulent trade practices.
- Minimum standards of quality for food and strict hygienic conditions for its sale are clearly outlined in the Act

A slogan From farm to plate, make food safe was raised on World Health Day (7th April 2015) to promote and improve food safety.

## Food Quality Control Agencies

- ISI, AGMARK, FPO, FCI and other health departments enforce minimum standards for the consumer products. FCI (Food Corporation of India) was set up in the year 1965 with the following objectives:
  - Effective price support operations for safeguarding the interest of farmers.
  - Distributing food grains throughout the country.
  - Maintaining satisfactory levels of operational and buffer stock of food grains to ensure national security.
  - Regulate the market price to provide food grains to consumers at reliable price.

## Unit - 22 - Worlds of Microbes

### Airborne Diseases

Human beings inhale atmospheric air. Due to continuous inhalation of contaminated air the chances for airborne microorganisms to find a host and cause infection are higher.

Most of the respiratory tract infections are acquired by inhaling air containing the pathogen that are transmitted through droplets caused by cough or sneeze, dust and spores.

Airborne diseases are caused by bacteria and viruses. A few air borne diseases and their modes of transmission are given in the table below.

Disease	Causative Organism	Mode of Transmission	Tissue/ Organ Affected	Symptoms
Common Cold	Rhino virus	Droplet infection	Upper respiratory tract (Inflammation of nasal chamber)	Fever, cough, running nose, sneezing and headache
Influenza	Myxovirus	Droplet Infection	Respiratory tract, (Inflammation of nasal mucosa, pharynx)	Fever, body pain, cough, sore throat, nasal discharge, respiratory congestion
Measles	Rubeola virus	Droplet infection, droplet nuclei and direct contact with infected person	Respiratory tract	Eruption of small red spots or rashes in skin, cough, sneezing, redness of eye (conjunctiva), pneumonia, bronchitis
Mumps	Myxovirus parotidis	Droplet infection, droplet nuclei and direct contact with infected	Upper respiratory tract	Enlargement of parotid gland, movement of jaw becomes difficult



		person		
Chicken Pox	Varicella zoster virus	Droplet infection, droplet nuclei and direct contact with infected person	Respiratory tract	Eruptions of the skin, fever and Uneasiness
Tuberculosis	Mycobacterium Tuberculosis	Droplet infection from sputum of infected persons	Lungs	Persistent cough, chest pain, loss of weight and appetite
Diphtheria	Cornyebacterium Diphtheria	Droplet infection, droplet nuclei	Upper Respiratory tract (nose, throat)	Fever, sore throat, choking of air passage
Whooping Cough	Bordetalla pertussis	Droplet infection, direct contact with infected person	Respiratory tract	Mild fever, severe cough ending in whoop (loud crowing inspiration)

### Waterborne Diseases

Microbes present in the contaminated water cause various infectious diseases. Some of the water borne diseases are cholera, typhoid, infectious hepatitis, poliomyelitis, diarrhoea, etc. The most common waterborne diseases and their causative microbial agents, symptoms of these diseases and preventive measure are given in the tables below .

#### Waterborne diseases caused by virus

Disease	Causative Organism	Mode of Transmission	Tissue/ Organ Affected	Affected Symptoms	Preventive and Control Measures
Poliomyelitis	Polio virus	Droplet infection, sputum discharge, secretion from nose, throat, contaminated	Central nervous system	Paralysis of limbs	Salk's vaccine or Oral Polio Vaccine (OPV) is Administered

		water, food and milk			
Hepatitis A or Infectious Hepatitis	Hepatitis A virus (HAV)	Contaminated water, food and oral route	Inflammation of liver	Nausea, anorexia, acute fever and jaundice	Prevention of food contamination, drinking chlorinated boiled water, personal hygiene
Acute Diarrhoea	Rotavirus	Contaminated water, food and oral route	Intestine	Vomiting, fever, watery stools with mucus	Proper sanitation and hygiene

#### Waterborne diseases caused by bacteria

Disease	Causative Organism	Mode of Transmission	Tissue/ Organ Affected	Symptoms	Preventive and Control Measures
Cholera (Acute diarrhoeal disease)	Vibrio Cholera	Contaminated food, water, oral route and through houseflies	Intestinal tract	Acute diarrhoea with rice watery stools, vomiting, muscular cramps, nausea and dehydration	Hygienic sanitary condition, intake of Oral Rehydration Solution (ORS)
Typhoid (Enteric fever)	Salmonella typhi	Food and water contaminated with faeces of infected person and	Small intestine	High fever, weakness, abdominal pain, headache, loss of appetite,	Preventing contamination of food by flies and dust, improvement of basic

		through houseflies		rashes on chest and upper abdomen	sanitation, treatment with antibiotic drugs
--	--	--------------------	--	-----------------------------------	---

## Vector Borne Diseases

**Vector** is an agent that acts as an **intermediate carrier** of the pathogen. Many insects and animals act as vectors. Diseases transmitted by vectors are called vector borne diseases. These vectors can transfer infecting agents from an infected person to another healthy person. Some of the insect vector borne diseases are Malaria, Filariasis, Chikungunya, Dengue, and the diseases which are transmitted through animals are Bird flu and Swine flu.

### Malaria

Malaria continues to be one of the major health problems of developing countries. Malaria is caused by **protozoan** parasite *Plasmodium*. Four species of *Plasmodium* namely, *P.vivax*, *P.malariae*, *P.falciparum* and *P.ovale* cause malaria. Malaria caused by *Plasmodium falciparum* is malignant and fatal. Approximately 300 million people around the world get infected with Malaria every year.

It spreads through the bite of an insect vector, the female *Anopheles* mosquito which feeds on human blood and usually lasts less than 10 days. A person affected by malaria will show symptoms of headache, nausea, muscular pain, chillness and shivering, followed by rapid rise in temperature. Fever subsides with profuse sweating. Use of Quinine drugs kills the stages of malaria parasite.

### Chikungunya

Chikungunya is caused by virus. It is transmitted in humans by the bite of infected *Aedes aegypti* mosquito during the day time. It causes severe and persistent joint pain, body rashes, headache and fever. Joint pains can last for a very long time.

Incubation period of the virus is usually 2-12 days. Chillness, high fever, vomiting, nausea, headache, persistent joint pain and difficulty in walking are the common symptoms associated with this disease. The joints get inflamed and the person finds it difficult to walk. Paracetamol is given to relieve pain and reduce fever.

### Dengue

Dengue is known as **break bone** fever. The name break bone fever was given due to the cause of intense joint and muscle pain. Dengue fever is caused by virus. It is transmitted by *Aedes aegypti* mosquito.

Incubation period of the virus is usually 5-6 days. Onset of high fever, severe headache, muscle and joint pain, rashes, haemorrhage, fall in blood platelet count are the symptoms associated with this disease. Vomiting and abdominal pain, difficulty in breathing, minute spots on the skin signifying bleeding within the skin are also associated with dengue fever. Paracetamol is given to reduce fever and body ache. Complete rest and increased intake of fluid is essential.

An extraction of tender leaves of papaya and herbal drink Nilavembu Kudineer is given to dengue patients. It is known to increase the blood platelet count. (Source: AYUSH)

### **Filaria**

Filariasis is a major health problem in India. This disease is caused by **nematode** worm *Wuchereria bancrofti*. The adult worms are usually found in the lymphatic system of man. It is transmitted by the bite of infected *Culex* mosquito. Incubation period of filarial worm is 8-16 months and the symptoms include acute infection, fever and inflammation in lymph glands. In chronic infection the main feature is **elephantiasis** which affects the legs, scrotum and the arms.

### **Mosquitoes - Prevention and Control**

- Prevention of mosquito bites by using mosquito nets, mosquito screens, mosquito repellents and ointments.
- Elimination of breeding places by providing adequate sanitation, underground waste water disposable system and drainage of stagnant water.
- Collection of water in any uncovered container such as water tank, pots, flower pots, discarded tyres should be avoided.
- Control of mosquito larvae by spraying oil on stagnated water bodies.
- Adult mosquitoes can be killed by spraying insecticides.
- Application of citronella oil or eucalyptus oil on the exposed skin.

### **Diseases Transmitted by Animals**

#### **Swine Flu**

Swine Flu first originated from pigs. It is caused by virus that affects pigs and has started infecting humans. The virus spreads through air. It affects the respiratory system.

**Influeza virus H1N1** has been identified as the cause of this disease. It is transmitted from person to person by inhalation or ingestion of droplets containing virus from people sneezing or coughing. Fever, cough, nasal secretion, fatigue, headache, sore throat, rashes in the body, body ache or pain, chills, nausea, vomiting

and diarrhoea, and shortness of breath are the symptoms associated with the disease.

### Prevention and Control

- Administration of nasal spray vaccine.
- Avoiding close contact with a person suffering from flu.
- Intake of water and fruit juices will help prevent dehydration.
- Plenty of rest will help the body to fight infection.
- Always wash hands and practice good hygiene.

### Avian Influenza

Avian influenza is a contagious bird disease caused by viruses. Birds that can carry and spread avian influenza virus include poultry (chickens, turkeys or ducks), wild birds and pet birds.

It is caused by **Influenza Virus H5N1**. The incubation period of the virus is 2-7 days. People who have close contact with infected birds or surfaces that have been contaminated by the bird's secretion from mouth, eyes, mucus, nasal secretion or droppings (bird faeces) transmit this disease.

Fever, cough, sore throat, running nose, muscle and body aches, fatigue, headache, redness of eyes (conjunctivitis) and difficulty in breathing are the symptoms of this disease.

### Prevention and Control

- Avoiding open air markets where infected birds are sold.
- Avoiding contact with infected birds or consumption of infected poultry.
- Proper cleaning and cooking of poultry.

The avian influenza virus A (H5N1) emerged in 1996. It was first identified in Southern China and Hong Kong. H5N1 was first discovered in humans in 1997 by World Health Organisation. First outbreak was in December 2003.

### Sexually Transmitted Diseases

Some pathogens are transmitted by sexual contact from one partner to another and not by casual physical contact. A few sexually transmitted diseases are AIDS, Gonorrhoea, Genital warts, Genital herpes and Syphilis.

### AIDS

Acquired Immunodeficiency Syndrome (AIDS) is caused by **retrovirus** (RNA virus) known as **Human Immunodeficiency Virus (HIV)**. The virus attacks the white blood cells or **lymphocytes** and weakens the body's immunity or self defence mechanism.

It is transmitted through sexual contact (from infected person to a healthy person), blood contact (transfusion of un-screened blood), by surgical equipments (infected needles and syringes), maternal - foetal transmission (from infected mother to the foetus).

Weight loss, prolonged fever, sweating at night, chronic diarrhoea are some of the important symptoms.

### **Prevention and Control**

- Disposable syringes and needles should be used.
- Protected and safe sexual contact.
- Screening of blood before blood transfusion.
- Avoid sharing shaving blades/razors.
- People should be educated about AIDS transmission

HIV was first recognised in Hanoi (USA) in 1981. In India the first confirmed evidence of AIDS infection was reported in April 1986 from Tamil Nadu. The AIDS vaccine RV 144 trial was conducted in Thailand in 2003 and reports were presented in 2011.

### **Hepatitis -B or Serum Hepatitis**

It occurs due to infection of **hepatitis-B virus (HBV)**. The virus damages the liver cells causing **acute inflammation** and **cirrhosis** of liver.

It is transferred from infected mother to their babies or by sexual contact. It is also transmitted by contact with infected person's secretions such as saliva, sweat, tears, breast milk and blood.

Symptoms observed are fever, loss of appetite, nausea vomiting, yellowness of eyes and skin, light coloured stools, itching of skin, headache and joint pain.

### **Prevention and Control**

- Screening of blood donors before blood donation can prevent the transmission.
- Injection of drugs to be prevented.
- Having safe and protected sex.
- Sharing of razors should be avoided.
- The hepatitis B vaccine offers excellent protection against HBV. The vaccine is safe and highly effective.

Some of the other sexually transmitted diseases caused by bacteria and virus are

Infectious agent	Disease	Causative Organism	Mode of Transmission	Tissue/ Organ Affected	Symptoms
Bacteria	Gonorrhoea	Neisseria gonorrhoea	Sexual contact	Urethra is affected	Discharge from genital openings, pain during urination
	Syphilis	Treponema pallidum	Sexual contact	Minute abrasion on the skin or mucosa, of genital area	Ulceration on genitals, skin eruption
Virus	Genital Herpes	Herpes Simplex Virus	Sexual contact, entry through mucous membrane of genital region	Genital organs of male and female individuals	Painful blisters in mouth, lips, face and genital region
	Genital Warts	Human Papilloma virus	Sexual contact (skin to skin)	Genital areas of male and female individuals	Vaginal discharge, itching, bleeding and burning

The process of vaccination was introduced by Edward Jenner. According to the World Health Organisation (WHO), Jennerian vaccination has eliminated small pox totally from the human population.

**Killed Vaccines:** Micro organisms (bacteria or virus) killed by heat or chemicals are called killed or inactivated vaccines. They require a primary dose followed by a subsequent booster dose. e.g. Typhoid vaccine, cholera vaccine, pertussis vaccine.

### **Immunization Schedule**

The World Health Organization in the year 1970 has given a schedule of immunization for children. This schedule is carried out in almost all countries.

**BCG (Bacillus Calmette Guerin):** This was prepared by two French workers Calmette and Guerin (1908-1921). The bacilli are weakened and used for immunization against tuberculosis.

**DPT (Triple Vaccine):** It is a combined vaccine for protection against Diptheria, Pertussis (whooping cough) and Tetanus.

**MMR:** Mumps, Measles, Rubella vaccine gives protection against viral infections.

**DT:** It is a dual antigen or combined antigen. It gives protection from Diptheria and Tetanus.

**TT (Tetanus Toxoid):** Toxin of Tetanus bacteria.

**TAB:** Combined vaccine for typhoid, paratyphi A and paratyphi B.



**8<sup>TH</sup> BOOK**  
**Unit.6. Microorganisms**

**Prions**

The word prion is derived from “proteinaceous infectious particle”. Prions have neither DNA or RNA to transmit infection. A prion is a mutated form of a usually harmless protein. Prions cause diseases by affecting brain or neural tissue. Eg. Creutzfeldt-Jacob disease. Another example is Kuru- associated with cannibalism.

**Virions**

Virion is an entire virus particle consisting of an outer protein shell called a capsid and an inner core of nucleic acid (RNA or DNA). If the virus is found outside the cell (extracellular) it is known as virion. Virion has the capacity to infect the living tissue.



7<sup>TH</sup> BOOK  
6. Health and Hygiene

**Specific health problems of children**

**Anaemia**

It is caused by eating food with less iron content and can also be caused due to feeding some other foods instead of breast milk. Severe anemia in children may lead to hookworm infection, chronic diarrhoea and dysentery. In recent days school-going children, especially the girls are affected by anemia. The Government of Tamil Nadu provides weekly iron folic tablets to all the girls in the schools of all areas.

**The signs of anemia are:**

- ❖ Pale or transparent skin, The inner surface of eye lids are pale, white fingernails, pale gums, weakness and fatigue.
- ❖ In severe cases, face and feet may be swollen, the heartbeat is rapid and with shortness of breath.
- ❖ Children and women who eat mud are usually anemic.

**Consuming iron containing food Sources**

- ❖ Food - Moringa leaves, Dates, Liver (Sheep and Chicken), Green, green leafy vegetables like beans, peas, lentils and Green banana.
- ❖ Pills - Cod liver oil tablet, Ferrous sulfate.

6<sup>TH</sup> BOOK  
Unit 6 - Health and Hygiene

### Vitamins

Vitamins are required for carrying out various biochemical reactions in our body. Fruits, vegetables, grains, meat products are good sources of vitamins. Vitamins are called as protective food. There are six major vitamins A, B, C, D, E and K. Vitamins B and Vitamins C are water soluble, Vitamins A, D, E and K are fat soluble. Gooseberries contains nearly 20 times the vitamin C than Orange.

### Minerals

Minerals are required for growth as well as for the regulation of normal body function. Green leafy vegetables like spinach, pulses, eggs, milk, fish and fruits are important sources of minerals in our diet. Minerals are also a protective foods.

80% of the world production of Moringa Leaves is in India. The Major countries which import Moringa Leaves are China, US, Germany, Canada, South Korea and European countries.

### Water

Our body needs an adequate supply of water in order to maintain good health. Any human being should take minimum eight tumblers (2 Litres) of water every day.

### Health and Nutrients

#### Health

Health is a state of complete physical, mental and social well-being and not merely absence of diseases. Eating a healthy diet keeps you physically and mentally fit. When you are physically healthy, you feel confident you are more outgoing and have a greater capacity for enjoying life.

Unhealthy food choices lead to obesity and illness, preventing you from socializing with friends and family. So choose your diet carefully.

#### Balanced Diet

A diet should contain adequate amount of all the necessary nutrients required for healthy growth and activity.

- An increased capacity to work
- Good physical and mental health
- Increased capacity to resist diseases.
- Help in proper growth of the body.

A balanced diet contains sufficient amount of various nutrients to ensure good health. Food should also provide the appropriate amount of energy and adequate amount of water.

**Malnutrition:** Malnutrition occurs when all the nutrients that the body needs are not obtained in the proper proportions from the diet. The word malnutrition refers to the condition that results when a person does not take a balanced diet. Malnutrition leads to deficiency disease. The diseases that are caused due to lack of Nutrients in the diet are called Deficiency Diseases.

India has the second highest number of obese children in the world after China, according to a study that has found that 14.4 million children in the country have excess weight.

### Physical Exercise and Rest

Physical exercise is any bodily activity that enhances or maintains physical fitness and overall health and wellness. It is performed for various reasons, including

- increase in growth and development,
- strengthening muscles and the cardiovascular system,
- developing athletic skills, weight loss or maintenance, and enjoyment.
- Physical exercise may help to decrease some of the effects of childhood and adult obesity.
- Deep sleep seems to be one of the most critical time for body repair.

### Rest

Proper amount of rest is essential for physical and mental health. Rest is as important as nutrition and physical activity for growth and development and good health.

### Personal Cleanliness

**Hygiene** is a set of practices performed to preserve health. According to the World Health Organization (WHO), "Hygiene refers to conditions and practices that help to maintain health and prevent the spread of diseases."

**Personal hygiene** involves those practices performed by an individual to care for one's bodily health and well-being, through cleanliness. It includes such personal habit choices as how frequently to bathe, wash hands, trim fingernails, and change clothing. It also includes attention to keep surfaces in the home and workplace, including bathroom facilities, clean and pathogen-free.

## Introduction of Microbes

When you neglect personal hygiene, you are increasing the risk of falling sick. Let us name some of the diseases or conditions caused by microorganism due to the negligence of personal hygiene.

1. Diarrhoea
2. Tooth decay
3. Athlete's foot( Madurai's foot)
4. Dandruff.

Most of the microbes belong to four major groups:

- Bacteria
- Virus
- Protozoa
- fungi

